



DRDP Online for Admin



Login Current DRDPTech Users, please reset your password for DRDP Online by selecting **FORGOT PASSWORD**.

Email *

Password *

If you need assistance with DRDP Online ©, please contact the Desired Results Training and Technical Assistance Project at 1-800-770-6339 or email DRDPOnline@wested.org.

Thank you and welcome to DRDP Online!

DRDP Online Resources

www.desiredresults.us

- [Free Webinars](#)
- [Make an Appointment](#)
- [YouTube](#)
- [Tip Sheets](#)
- [DRDP Online Email Updates](#)
- [CECO](#): DRDP Module 5

DRDP Online is...

- The data entry system for all DRDP assessment views
- Free for state-funded programs, Head Start programs, and any program affiliated with Quality Counts California
- Full of helpful features!

Agency Choice

Required

- DRDP Online

Getting Started with DRDP Online



Simple Steps to Get Started

- Lead Agency admin selects the assessment view.
- Check that all users are in the system. (If users are missing, add them.)
- Create classrooms for the current rating period.
- Now, add children to the system. (Use either the upload template or add them one at a time.)



Step 1

The Lead Agency Admin

- Is given permission by WestEd staff per agency request
- Sets the view of the assessment for the agency for the year
- Has all the other permissions of an Agency Admin

Desired Results Developmental Profile

Welcome

Tamarra Osborne

WestEdTest 3
• River

+ ADD NEW CHILD

Q SEARCH FOR CHILD / ENROLL

! UNASSIGNED CHILDREN

MY CLASSES

INPUT RATING

DOWNLOAD DEMOGRAPHICS

REPORTS

RESOURCES

UPLOAD CENTER

USER ACCOUNTS

ADD/EDIT

★ States

Agencies

Sites

Teachers

Classes

Rating Periods



Desired Results Developmental Profile *ONLINE*

Brought to you by California Department of Education, Early Learning & Care Division

Agencies (1)

ADD NEW AGENCY

Search Agency By

Agency Name

CDS Code

Type

State

California

Agency

WestEdTest 3

SEARCH

CLEAR FIELDS

Filter

Items Per Page

10

Agency Name	Agency Code	Agency Code Type	State	Type	Footer Text	Footer Link	Select Ratings View				Show Extra Measures	Custom 1	Custom 2	Custom 3
							IT	K	PS	SA				
WestEdTest 3	0101011	Other Code	California - CA	Private		carlucho88@hotmail.com	Essential Rating View	Fundamental Rating View	Essential Rating View	Simplified Rating View	No	virtual		

Your TURN!





Step 2

Check that all users are in the system

Desired Results Developmental Profile

Welcome

Tamarra Barret
San Diego Community College District
• San Diego Miramar College CDC

ADD NEW CHILD

SEARCH FOR CHILD / ENROLL

UNASSIGNED CHILDREN

MY CLASSES

INPUT RATING

REPORTS

RESOURCES

UPLOAD CENTER

USER ACCOUNTS

Search User Account

Create User Account

Login Audits

Roles

Features

Permissions

Global Admin

ADD/EDIT

Search/Edit Accounts

Search Accounts By

Search by Username or Name or Email

a

State: California

Agency: WestEd Center for Child and Family...

Site: Selected Sites: 31

SEARCH

Filter Results: SELECT ROLES

	First Name	Last Name	Username	Email	Role(s)	Account Status
👁️ 🔗	A	B	a@aol.com	a@aol.com	Teacher	Active
👁️ 🔗	Brittany	Tanner	btanner@gmail.com	btanner@gmail.com	Teacher Teacher of Record	Active
👁️ 🔗	Cynthia	Dionne	cdionne@wested.org	cdionne@wested.org	Customer Service Teacher Teacher of Record ...	Active
👁️ 🔗	Ed	Baker	ebaker@gmail.com	ebaker@gmail.com	Teacher	Active
👁️ 🔗	Heidi	Mendenhall	hmenden2@wested.org	hmenden2@wested.org		Active
👁️ 🔗	IT	Teacher	WestEdITteacher@gmail.com	WestEdITteacher@gmail.com	Teacher	Active

Copyright © 2018 California Department of Education - All rights reserved

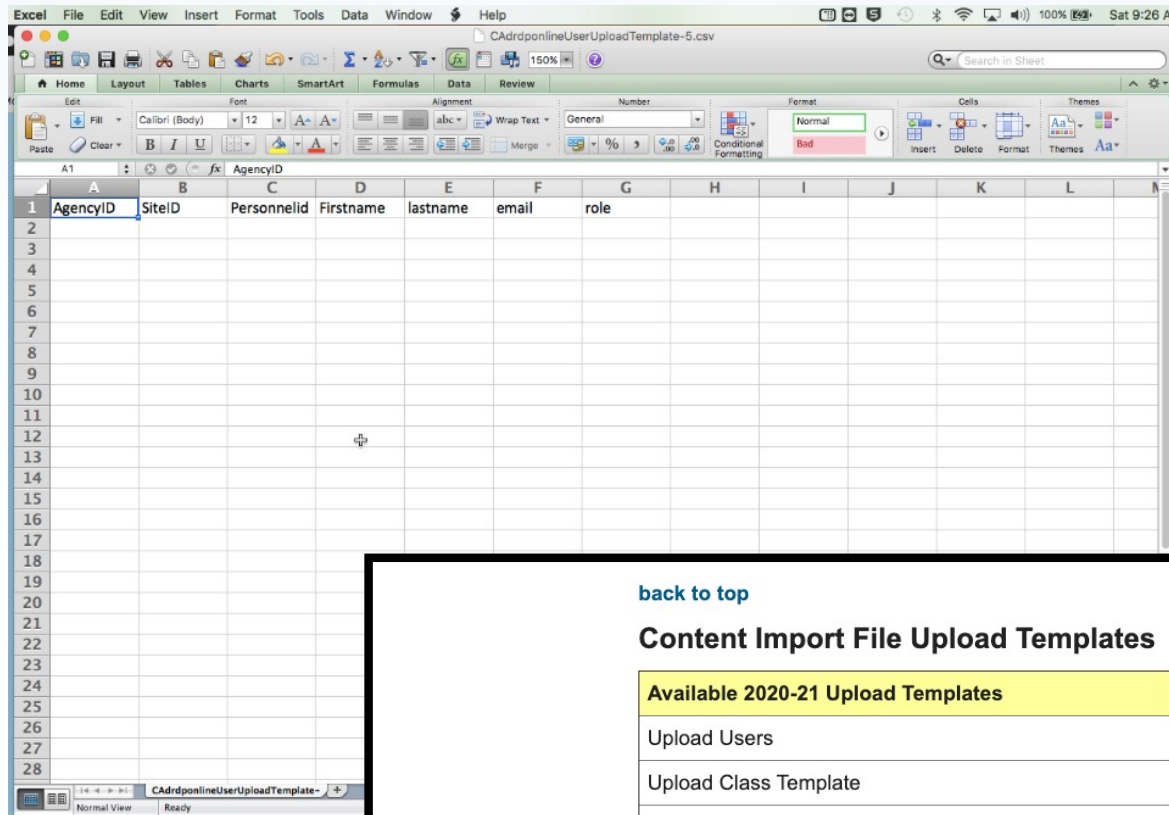
Roles and Permissions

DRDP Online Roles and Permissions

Role	Permissions
Teacher	View and search for child View classes Enter, edit and view child ratings Run and view reports View teachers assigned to class
Teacher of Record	View and search for child View classes Enter, view, edit and lock child ratings Run and view reports View teachers assigned to class
Data Entry/Analyst	Create, edit, view, search child Create, edit and view classes Enter ratings for assigned classes and sites Run and view reports Upload files Download demographics
Site Administrator	Create, edit, view, search child Re-assign or re-enroll child Create, edit and view classes Create users (teachers) View and lock ratings Withdraw child from classes Can be assigned to multiple sites View and run reports Upload files Download demographics Download demographics including ratings
Agency Administrator	Create and edit sites Create, edit, view, search child Re-assign or re-enroll child Create, edit, view, and delete classes Create users Assign roles Assign all personnel and children to classes View and lock ratings Withdraw child from classes View and run reports Upload files Download demographics Download demographics including ratings

- The new roles and permissions are critical to all users. The role, or roles, you have will determine what features you can access.

Upload User Template



[back to top](#)

Content Import File Upload Templates

Available 2020-21 Upload Templates	Link to Download
Upload Users	User Upload template
Upload Class Template	Upload Class template
Upload Child Demographics and/or Ratings	All Instrument Child Upload template

Upload Users

Upload and import user information with the [User Upload template](#). The template requires .XLSX format and can be uploaded with the Info tab. Directions are updated. To determine role, please see [DRDP Online Roles and Permissions](#).

If uploading multiple roles (e.g., teacher and teacher of record) and/or multiple sites, make sure to separate the roles/sites with the **pipe character |**

Your TURN!





Step 3

Create classrooms

The image shows a screenshot of the 'Desired Results Developmental Profile' web application. A modal window titled 'Add New Class' is open in the center. The background shows the user's profile (Tamarra Osborne, WestEdTest 3, River) and a sidebar with navigation options. The 'ADD/EDIT' option in the sidebar is circled in blue. The 'Add New Class' modal contains the following fields:

- State:** A dropdown menu with 'California' selected.
- Agency:** A dropdown menu with 'WestEdTest 3' selected.
- Site:** A dropdown menu with 'River' selected.
- Teacher of Record:** A dropdown menu with 'Select a Teacher' selected.
- Teacher:** A dropdown menu with 'Select Teachers' selected.
- Rating Period:** A dropdown menu.
- Classroom Name:** A text input field.

At the bottom right of the modal are 'SAVE' and 'CANCEL' buttons. In the background, on the right side, there is a button labeled 'ADD NEW CLASS' which is also circled in blue.

Upload_Class (1).xlsx

125%

Search in Sheet

Home Layout Tables Charts SmartArt Formulas Data Review

Proofing Spelling New Delete Previous Next Show Show All Sheet Workbook Passwords Permissions Share Track Changes Update File Mail

	A	B	C	D	E	F	G
1	State	Agency	Site	Teacher of Record	Teacher	Rating Period	Class Name
2							
3							
4							
5							
6							
7							
8							
9							
10							
11							
12							
13							
14							
15							
16							
17							
18							
19							
20							
21							
22							
23							
24							
25							
26							
27							
28							
29							
30							
31							
32							

Sheet1 Info +

Normal View Ready

Copyright © 2019

Desired Results Developmental Profile

- DEMO Comprehensive
- ABC Child Care
- Early Learning Center
- ABC-Butterflies-PreK
- DEMO C Site 2
- comp
- Soccer champions
- Camp Snoopy
- ABC Child Care 2
- ABC Child Care

ADD NEW CHILD

SEARCH FOR CHILD / ENROLL

UNASSIGNED CHILDREN

MY CLASSES

INPUT RATING

DOWNLOAD DEMOGRAPHICS

REPORTS

RESOURCES

- Upload Child
- Upload Users**
- Upload Class**
- Permission and Roles
- DRDP Resources

UPLOAD CENTER

USER ACCOUNTS

ADD/EDIT

Desired Results Developmental Profile *ONLINE*

Brought to you by California Department of Education, Early Education and Support Division

Upload Class Templates

Upload Class

Download

Your TURN!





Step 4

Manage Enrollment

Desired Results Developmental Profile

Welcome

Tamarra Barret
San Diego Community College District
• San Diego Miramar College CDC

ADD NEW CHILD

SEARCH FOR CHILD / ENROLL

UNASSIGNED CHILDREN

MY CLASSES

INPUT RATING

REPORTS

RESOURCES

UPLOAD CENTER

USER ACCOUNTS

Search User Account

Create User Account

Login Audits

Roles

Features

Permissions

Global Admin

ADD/EDIT

Search Children (165)

Search Child By

First Name Last Name Date of Birth Child Age/Grade Instrument

SSID Local ID

State Agency Site Rating Period

California WestEd Center for Child and Fam... Selected Sites: 31 Select a Rating Period

Class

Select a Classroom

SEARCH **CLEAR FIELDS**

Results | child(ren) to reassign or reenroll

Filter Items Per Page 10

	Last Name	First Name	DOB	Last Enrollment	Age/Instrument
<input checked="" type="checkbox"/> <input type="checkbox"/>	Ibrahim	Abubakar	10/19/2014	9/4/2018 7:00:00 AM	Preschool

Copyright © 2018 California Department of Education - All rights reserved

All Instrument Upload

- Users can upload children with any age/grade level view
- Allows for extra measures
- Users can now edit their file in the system



Why is This Important?


Your TURN!




Updated Features

- All Instrument Upload Template
- Completion Report allows view of all children
- Demographics and Downloads
 - 4 new fields in child demographics
 - Scores and ratings
- Application Programming Interface (API)

Desired Results
Developmental Profile



Welcome



Cole Cedr
WestEd Center for Child and Family ...

- Default Site
- Fredericktown Preschool
- Independence School District Early Education
- Lantana School
- Kindred Spirits Preschool
- Los Medanos Community College (Research Study)
- Mi Escuela
- Lindsey
- The Goddard School
- Tiger Cubs Preschool
- El Jardin de los Niños
- Minnesota Pilot
- JulyTester19
- Coles New Site
- Hume Community Preschool (Hume R-VIII School District)
- Lexington R-V EC Center
- North Callaway R-1 School District
- Schuyler R-1 Preschool
- South Iron Elementary
- Suzette Victorian FCC
- Climax Springs Early Childhood Center
- Community R-VI Child and Family Development Center
- Cowden Elementary School
- Early Childhood Education Center/Danforth
- Eugene Field Elementary Preschool
- Fort Osage Early Childhood Center

Welcome

The DRDP Online system allows teachers, program administrators, and other designated staff to access the DRDP and conduct assessments online via the Internet. DRDP Online stores the data entered by teachers in a secure database and automatically produces a variety of assessment reports, both for individual children and for groups of children.

RELEASE NOTES

< >

ght © 2020 California Department of Education - All rights reserved. For assistance, please contact 1-800-770-6339 or email DRDPOnline@wested.org

DRDP Online Demonstration



Login Current DRDPTech Users, please reset your password for DRDP Online by selecting **FORGOT PASSWORD**.

Email *

tbarret@wested.org

Password *

LOGIN

FORGOT PASSWORD

If you need assistance with DRDP Online ©, please contact the Desired Results Training and Technical Assistance Project at 1-800-770-6339 or email DRDPOnline@wested.org.

Thank you and welcome to DRDP Online!

Build: Tue Oct 02 2018 10:46:33 GMT-0700 (Pacific Daylight Time)

Guidance for Teachers

Group Report Guidance

The Group Report provides information about a child's knowledge, skills, and behaviors across a range of developmental domains¹ that are aligned with California's early learning and development foundations.² Educators may use the results to guide instruction, modify curriculum, and plan program improvement activities.

What information is displayed on the Group Report?

- The Group Report displays results for a user-defined group of children. For example, this might include the group of children comprising a caseload, classroom, or program.
- The Group Report displays, for a group of children, the median domain for the DRDP (2015) for the assessment period indicated at the top of the page.
- A color-coded legend of the developmental levels of the DRDP (2015) is displayed at the top of the page. Not all developmental levels are available in each domain.
- The infant and toddler report displays each of the five domains assessed in the DRDP (2015) Infant/Toddler View.
- The preschool report displays each of the eight domains assessed in the DRDP (2015) Preschool View. It breaks out the Language and Literacy Development domain into Language and Literacy subdomains and displays ratings for each separately. The Cognition domain breaks down into Math and Science. The Physical Development – Health domain breaks down into the Physical Development and Health subdomains.

What are the features of the Group Report?

A domain scale portrays the developmental progression of knowledge, skills, and behaviors encompassed by the collection of measures included in each DRDP (2015) domain.³ When looking at the measures on the DRDP (2015) instrument, each level appears to be an equal developmental distance from the other. However, as children grow and develop, some knowledge and skills take more time to master than others. These differences in development are expected and are represented by differing widths of the developmental levels in the domain scale; these widths are the same for all children.

The location of the marker on each domain scale indicates the **group domain rating** for the group of children. The group domain rating is the median or "middle value" of the domain ratings of the group of children. For example, if there are 10 children in the group, the group domain rating is the median of those 10 individual domain ratings. In this instance, for five (half) of the children, domain ratings are to the left of the median, and to the right of the median for the other five (half) of the children.

The **number of children** represents the number of children within the selected group with a domain rating for that domain. Note: This number may differ between domains if domain ratings are not present for all children in the group whose domain ratings are located within a developmental level.

The **percent (number) of children in the level** represents the percentage and number of children in the group whose domain ratings are located within a developmental level.

The **DRDP (2015) domain icon** represents the developmental domain from the DRDP (2015) and generally represents the associated domain in the California Department of Education's early learning and development foundations.

The **DRDP domain/subdomain name** represents the abbreviation and full name of the DRDP (2015) domains and subdomains.

¹ The term domain also refers to the related subdomain.

² For more information about California's early learning and development foundations, visit <http://www.cde.ca.gov/ep/cd/re/cddpublications.asp>

³ The domain scale is statistically derived from the distribution of response patterns for the measures in that domain.

Child Report Guidance for Teachers

The Child Report provides information about a child's knowledge, skills, and behaviors across a range of developmental domains¹ that are aligned with California's early learning and development foundations.² Educators may use the results to guide individual instruction and modify curriculum; they may also share them with families and other providers in order to better understand and plan support for each child's learning and development. Along with a system for organizing ongoing observation notes and completing the Desired Results Developmental Profile (DRDP) (2015), the Child Report provides teachers, service providers, and families with information about a child's development, indicating areas of strength and areas for further support.

What information is displayed on the Child Report?

- The Child Report displays the child's domain ratings for the DRDP (2015) for the assessment period, indicated at the top of the page.
- A color-coded legend of the developmental levels of the DRDP (2015) is displayed at the top of the page. Not all developmental levels are available in each domain.
- The infant and toddler report displays each of the five domains assessed in the DRDP (2015) Infant/Toddler View.
- The preschool report displays each of the eight domains assessed in the DRDP (2015) Preschool View. It breaks out the Language and Literacy Development domain into Language and Literacy subdomains and displays ratings for each separately. The Cognition domain breaks down into Math and Science. The Physical Development – Health domain breaks down into the Physical Development and Health subdomains.

What are the features of the Child Report?

A domain scale portrays the developmental progression of knowledge, skills, and behaviors encompassed by the collection of measures included in each DRDP (2015) domain.³ When looking at the measures on the DRDP (2015) instrument, each level appears to be an equal developmental distance from the other. However, as children grow and develop, some knowledge and skills take more time to master than others. These differences in development are expected and are represented by differing widths of the developmental levels in the domain scale; these widths are the same for all children. The location of the marker on each domain scale is unique to each child.

The child's ratings for each measure in the domain are statistically transformed to create the overall **domain rating**. For example, all measures in the Language and Literacy Development domain are used to calculate the domain rating. The vertical line on each domain scale indicates the child's rating along the domain scale.

The **standard error line** is the horizontal line through the domain rating. The standard error line represents the range on which one can be confident that a child's level of development lies.⁴

The **DRDP (2015) domain icon** represents the developmental domain from the DRDP (2015) and generally represents the associated domain in the California Department of Education's early learning and development foundations.

The **DRDP domain/subdomain name** represents the abbreviation and full name of the DRDP (2015) domains and subdomains.

¹ Whenever the term domain is presented, it also refers to the subdomain.

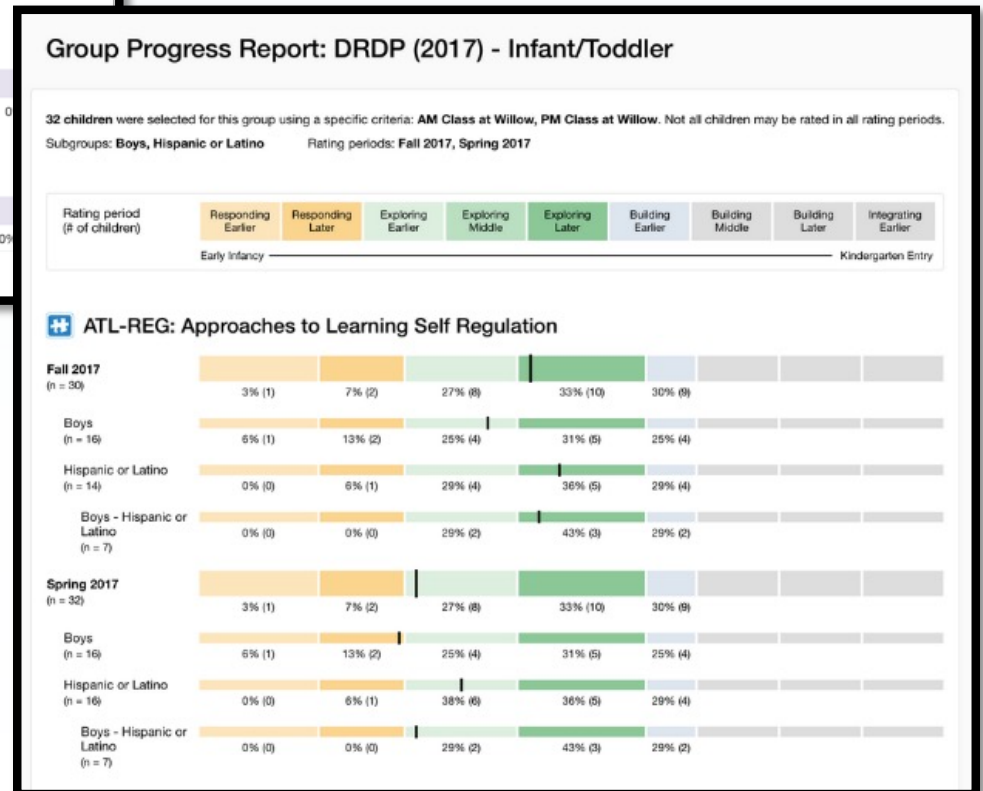
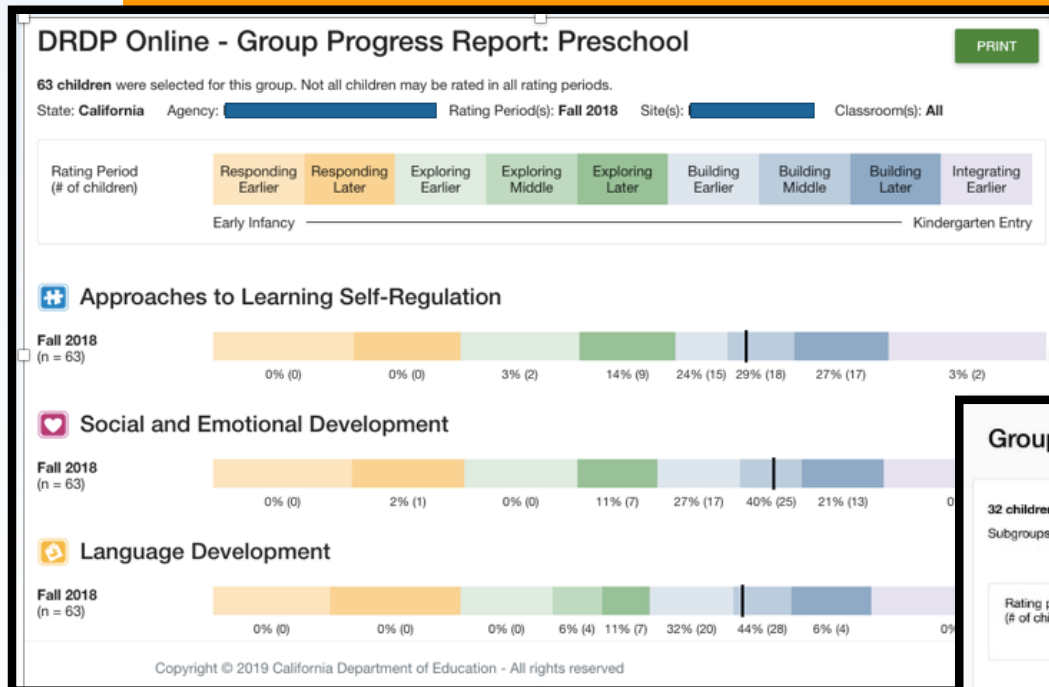
² For more information about California Early Learning and Development Foundations, visit <http://www.cde.ca.gov/ep/cd/re/cddpublications.asp>

³ The domain scale is statistically derived from the distribution of response patterns for the measures in that domain.

⁴ For more information about standard error, see the Child Report Technical Guidance document.

Available at
www.desiredresults.us

Group Report



Child Reports

Aileen's Development This Year

Name: TEST DOB: TEST Teacher: TEST Selected Classroom: TEST Selected Site: TEST Agency/District: TEST



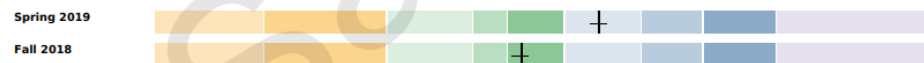
Approaches to Learning Self-Regulation




Social and Emotional Development



Language and Literacy Development



Math



Child Progress Report printed on June 19, 2019

Page 1 of 7

Natasha's Developmental Progress

Name: Natasha Davis DOB: 10/19/2013 Classroom: 204 Teacher: Lin Jayson

Site: Books Agency/District: Wested Center for Child and Family



Approaches to Learning Self-Regulation

The Approaches to Learning skills include attention maintenance, engagement and persistence, and curiosity and initiative. The Self-Regulation skills include self-comforting, self-control of feelings and behavior, imitation, and shared use of space and materials.



At the Integrating Earlier level, your child is learning how to do challenging activities and use a variety of tools and methods to explore new things. Your child is also using socially accepted ways to manage feelings and behaviors (such as compromising). You can support learning and development by helping your child come up with ideas for solving problems encountered with materials during play. You can express enthusiasm for your child's new ideas and encourage your child to come up with and try different solutions. Observe your child's play, and be available to provide support when it is needed. Help your child express ideas, encourage your child to listen to the ideas of others, or help your child negotiate and come up with solutions.

Social and Emotional Development

The knowledge or skill areas in this domain include identity of self in relation to others, social and emotional understanding, relationships and social interactions with familiar adults, relationships and interactions with peers, and symbolic and sociodramatic play.



At the Integrating Earlier level, your child is learning how to work with familiar adults and other children to plan problem-solving and play activities, and to discuss and decide on roles and rules for pretend play. Your child is also learning how to communicate about how people's personalities and characteristics (such as being shy or even-tempered) affect their feelings and behaviors. You can support learning and development by helping your child come up with ideas for solving problems encountered with play materials, expressing enthusiasm for your child's new ideas, and encouraging your child to come up with and try different solutions. Wonder together with your child about how people's different personalities might affect their feelings and behaviors.

Demographics and Download Features

- 4 new fields added
- Large agencies have ability to download data in 4 different configurations
- Queuing system to receive the reports



Why is This Important?

API available

- Large agencies can transfer children to DRDP Online
- Cleaner transfer of large quantities of data



Why is This Important?

API available (2)

- The new API is available for large agencies to transfer child data (demographics and ratings) to DRDP Online
- Offers ease of use and a cleaner transfer of large quantities of child demographic data
- Enables agencies utilizing the batch scoring API to send extra measure ratings the same as in the upload template.

Self Study Checklist for Program/ Agency Administrators

Use the Self-Study Checklist for Program/Agency Administrators to plan agency/contract calendar

Desired Results System Desired Results Developmental Profile (DRDP) Self-Study Checklist for Program/ Agency Administration					
Program Start	Month 2	Month 3	Month 4	Month 5	Month 6
<ul style="list-style-type: none"> Train and support staff in the collection of evidence and documentation to complete the DRDP. Ensure each child has a completed DRDP within 60 days of enrollment Create DRDPtech account or re-enroll children into new rating period in current account Train and support staff in set up, review, reflection of children's collected evidence and documentation Complete Environment Rating Scale for each classroom or Family Child Care home once annually 	<ul style="list-style-type: none"> Compile DRDP Group Data Summary for all classrooms /FCC homes by contract Complete ERS score Profile by classroom/FCC home Complete ERS Summary of Findings by classroom/FCC home 	<ul style="list-style-type: none"> Distribute Parent Surveys Complete ERS Summary of Findings for each contract Implement DRDP Summary of Findings action steps Begin Agency CPM/CMR Self-Evaluation 	<ul style="list-style-type: none"> Compile Group Data Summary for Parent Surveys Complete Parent Survey Summary of Findings Implement ERS actions steps 	<ul style="list-style-type: none"> Implement Parent Survey Summary of Findings action steps Optional* - Use Summaries of Findings to complete one-time annual Program Action Plan for each contract ("or in May") 	
Month 7	Month 8	Month 9	Month 10	Month 11	Month 12
<ul style="list-style-type: none"> Ensure each child has a second completed DRDP six months after the first completion Ongoing implementation of action steps Optional* Implement Program Action Plan ("If Program Action Plan was completed previous month") 	<ul style="list-style-type: none"> Implement ongoing action steps Optional* Distribute second Parent Survey Optional* Compile Group Data Summary for 2nd Parent Survey 	<ul style="list-style-type: none"> Compile 2nd DRDP Group Data Summary by classrooms /FCC homes Complete Agency CPM/CMR Summary of Findings for each contract Use Summaries of Findings to complete annual Program Action Plan for each contract 	<ul style="list-style-type: none"> Optional* -Use Summaries of Findings to complete follow up on Program Action Plan for each contract ("If Program Action Plan completed in month 6") Complete Agency Annual Report for each contract 	<ul style="list-style-type: none"> Submit June 1 to EESD for each contract: <ul style="list-style-type: none"> Agency Annual Report Agency CPM/CMR Summary of Findings Program Action Plan Environment Rating Scale Summary of Findings Personnel Roster 	<ul style="list-style-type: none"> Ongoing implementation of action steps and Program Action Plan

* Items marked with *Optional** and in italicized text can be completed at several optional times during the year.

Visit <http://www.desiredresults.us> for all forms, resources, and updated information on the Desired Results system.

Tips on Training Staff on the Desired Results System

- Acknowledge and validate program staff's hesitancy and resistance to change. Help them effectively learn how to use the DR tools to improve the quality of care in your program.
- Provide training time for staff to practice observing children's activities and interactions, writing objective anecdotal notes, and reflecting on their observations for rating the DRDP. Use the free online training systems.
- Share that the Desired Results assessment tools are designed to reveal "snapshots" of each child, classroom, and the entire program to adjust and inform instruction to move children forward to meet Desired Results. Each tool identifies unique strengths and areas of improvement.
- Complete the DRDP two times annually. Effective education and care professionals are already observing, gathering evidence and documentation to demonstrate children's knowledge and skills.
- Post information about DRDP measures, and developmental domains around classrooms or in staff meeting rooms so that the staff can become familiar with them, at a glance and over time.

© 2015 California Department of Education. All rights reserved.

Self Study Checklist for Classroom/ FCCHN

Use the Self-Study Checklist for Classroom/Family Childcare Home Network staff to plan classroom/group calendar

Desired Results System
Desired Results Developmental Profile (DRDP) Self-Study Checklist for
Classroom/Family Child Care Home Network Staff

Program Start	Month 2	Month 3	Month 4	Month 5	Month 6
<ul style="list-style-type: none"> Begin to record observations, anecdotal records, photos, and documentation to complete the DRDP Set up children's portfolio system for organizing observations, work samples and other forms of evidence and documentation Complete the first DRDP on each child within 60 days of enrollment Complete annual Environment Rating Scale for classroom or Family Child Care home 	<ul style="list-style-type: none"> Complete Child's Developmental Progress form Conduct parent conferences Compile DRDP Group Data Summary by classroom/ FCC home Analyze DRDP data to inform individual, classroom, and group planning 	<ul style="list-style-type: none"> Continue to gather evidence and documentation Implement ERS actions steps. Use results to inform individual, classroom, and group planning 	<ul style="list-style-type: none"> Continue to gather evidence and documentation Use results to inform individual, classroom, and group planning 	<ul style="list-style-type: none"> Continue to gather evidence and documentation Use results to inform individual, classroom, and group planning 	<ul style="list-style-type: none"> Continue to gather evidence and documentation Use results to inform individual, classroom, and group planning
Month 7	Month 8	Month 9	Month 10	Month 11	Month 12
<ul style="list-style-type: none"> Continue to gather evidence and documentation Use results to inform individual, classroom, and group planning 	<ul style="list-style-type: none"> Review and Reflect upon gathered evidence and documentation and complete 2nd DRDP six months after completion of first DRDP Use results to inform individual, classroom, and group planning 	<ul style="list-style-type: none"> Complete Child's Developmental Progress form Conduct Parent conferences Compile DRDP (Group Data Summary by classroom/ FCC home Use results to inform individual, classroom, and group planning 	<ul style="list-style-type: none"> Continue to gather observations, anecdotal records, and documentation Use results to inform individual, classroom, and group planning 	<ul style="list-style-type: none"> Continue to gather observations, anecdotal records, and documentation Use results to inform individual, classroom, and group planning 	<ul style="list-style-type: none"> Continue to gather observations, anecdotal records, and documentation Use results to inform individual, classroom, and group planning

Visit <http://www.desiredresults.us> for all forms, resources, and updated information on the Desired Results system.

- Desired Results Developmental Profiles are available in English; Parent Surveys and Child Development Progress forms are available in English, Spanish, Vietnamese, and Mandarin Chinese.

Suggestions for Completing the DRDP

- Know the DRDP contents and make observation notes that will help to complete more than one measure.
- Observe children daily (indoors and outdoors), keep running records, journals, work samples, and anecdotal notes.
- Choose a domain to focus on, look for integrated learning opportunities.
- Use time management and review your evidence before the due date of the assessment.
- Use simple recording methods. Use a journal for each child. Encourage staff and parents to note observations, anecdotal records, and share photos showing children's progress and growth.
- Review and reflect on gathered observations and documentation to inform and complete the DRDP.

Contact Information

Desired Results Training & Technical Assistance Project

333 North Lantana Street, Suite #277

Camarillo, CA 93010

Phone: 800-770-6339

www.desiredresults.us

drdponline@wested.org

Thank you for your participation!

