

## Look at Me! Observation and Collection



1

---

---

---

---

---

---

---

---

## When observing children at work....

- Modify the materials
- Make comments
- Ask questions that might provoke new ideas
- Encourage and support children to make thinking visible to themselves (e.g., drawing their face, printing their spoken words).



© 2016 California Department of Education. All rights reserved.

2

2

---

---

---

---

---

---

---

---

## Methods of Collection



© 2016 California Department of Education. All rights reserved.

3

3

---

---

---

---

---

---

---

---

## Collaboration

- Collaborate with parents and others
- Invite parents to share observations
- Inform parents of available resources (All About Young Children, Watching My Child Grow, Overview of the DRDP for Families, etc.)



© 2016 California Department of Education. All rights reserved.

4

4

---

---

---

---

---

---

---

---

## All About Young Children

**All About Young Children**  
Information for Families on Children's Early Development

Select your preferred language:

- English
- Spanish
- Chinese
- Portuguese
- 繁體中文
- 中文



© 2016 California Department of Education. All rights reserved.

6

6

---

---

---

---

---

---

---

---

## All About Young Children

**All About Young Children**  
36個月到48個月  
溝通能力

**All About Young Children**  
18 months to 36 months  
SOCIAL-EMOTIONAL DEVELOPMENT

**All About Young Children**  
De 18 meses a 36 meses  
DESARROLLO DE IDIOMAS Y ALFABETIZACIÓN



© 2016 California Department of Education. All rights reserved.

7

7

---

---

---

---

---

---

---

---

## Aim for Action!

Active Shots



Static



© 2016 California Department of Education. All rights reserved.

8

8

---

---

---

---

---

---

---

---

## Steps in Collecting Evidence

1. Know the assessment.
2. Plan ahead.
3. Observe objectively.
4. Observe children in natural, routine daily activities.
5. Record observations with enough details to reconstruct the child(ren)'s behavior, skills, knowledge.
6. Postpone interpretation of DRDP ratings until you review and reflect on all collected evidence.



© 2016 California Department of Education. All rights reserved.

9

9

---

---

---

---

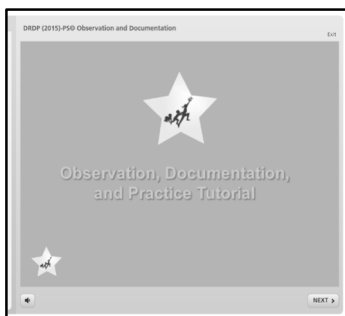
---

---

---

---

## Online Resource



© 2016 California Department of Education. All rights reserved.

10

10

---

---

---

---

---

---

---

---

[illegible]

---

---

---

---

---


---

[illegible]

11

[illegible]

12



# Desired Results

for Children and Families

Improve the quality of children's lives and families' lives by providing them with the tools, training, and support they need to succeed.

Home | News | Press | Resources | Training | Links | Contact

- Children
- Observation
- Training
- Timeline
- Timeline
- Timeline
- Timeline





## Practice Your Observation Skills with Video Examples

### Get Ready to Practice!

You will need:

- Desired Results Development Profile (DRDP)
- Record of Use
- Standard Paper
- Clipboard and Pencil (not provided)

### Practice Observing

Exploration	Large Group
	
Small Group	One-on-One
	

13

[illegible]

© 2016 California Department of Education. All rights reserved.

14

[illegible]

## Ship Shape First Grade

© 2016 California Department of Education. All rights reserved.

15

---

---

---

---

---

---

[illegible]

© 2016 California Department of Education. All rights reserved.

16

---

---

---

---

---

---

[illegible]

© 2016 California Department of Education. All rights reserved.

17

*Cross-reference documentation and view at a glance by using the Documentation Record sheet found on the web.*

© 2016 California Department of Education. All rights reserved.

19

The screenshot shows the AncestryDNA website interface. At the top, there's a navigation bar with the AncestryDNA logo and a search bar. Below the navigation bar, there's a header section with the text "Welcome to AncestryDNA" and a "Sign In" button. The main content area is divided into two columns. The left column contains a "Preschool" section with a "Preschool" button and a list of "Preschool" applications. The right column contains a "Preschool" section with a "Preschool" button and a list of "Preschool" applications. The "Preschool" section on the right shows a list of "Preschool" applications, including "Preschool" and "Preschool".

© 2017 California Department of Education (v56)

20

## Collect Documentation Daily

HOWEVER... be open to spur of the moment observations and photo ops. Brief, unplanned moments can be important.

- Observe when not directing activities or when others can meet children's immediate needs.
- Multi-task as participant/observer for 5-10 minutes intervals.



© 2016 California Department of Education. All rights reserved.

21

21

---

---

---

---

---

---

---

---

## A good piece of evidence can be used for multiple measures if it is:

- Descriptive
- An authentic "snapshot" of behaviors
- Provides significant details, not labels
- Captures children's ideas and/or language



22

---

---

---

---

---

---

---

---

## California Early Childhood Educator Competencies



Developed collaboratively by the  
California Department of Education and First 5 California  
Sacramento, 2011

23

23

---

---

---

---

---

---

---

---



Do you have ideas on collecting and organizing documentation?

Please email ideas to [desiredresults@wested.org](mailto:desiredresults@wested.org)



© 2016 California Department of Education. All rights reserved.

24

---

---

---

---

---

---

---

24

**Thank you for your participation!**  
**Happy Observing!!**



© 2016 California Department of Education. All rights reserved.

25

---

---

---

---

---

---

---

25