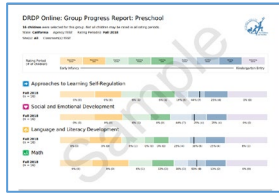


# DRDP Online Reports

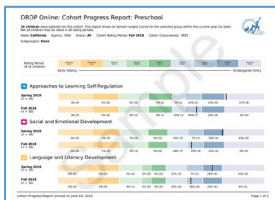
## Group Progress Report:

This report provides scale scores by domain for a group of children and has the number of children at each level in the domain. This report can be pulled for a class, for an agency, or for a specific group of children, such as four-year olds who had ELD measures completed.



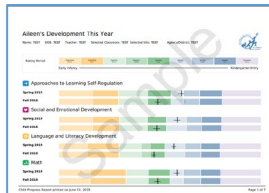
## Cohort Progress Report:

The Cohort Progress Report provides domain scale scores for a selected group of children. It also provides the ability to select a filter such as program type. The report will show all domain scaled scores for the selected group within the current year (to date).




## Child Progress Report:

This report provides scale scores by domain for individual children. It provides a child's progress using scale scores by domain over two rating periods in the same year within a single age-group instrument. Ratings are grouped by domain.



## Parent Progress Report:

The Parent Report is a summary report for parent conferences that includes Child Progress over time. It includes graphics and descriptors to show the child's rating and additional descriptive information about the child's progress.



## Class Planning Report:

This report allows users to select a rating period and classroom to generate a report for all the children in the classroom. The report will include scaled scores for these children in all rating periods in the current year.

Approaches to Learning	Self-Regulation	Total
1	1	2
2	2	4
3	3	6
4	4	8
5	5	10
6	6	12
7	7	14
8	8	16
9	9	18
10	10	20
11	11	22
12	12	24
13	13	26
14	14	28
15	15	30
16	16	32
17	17	34
18	18	36
19	19	38
20	20	40
21	21	42
22	22	44
23	23	46
24	24	48
25	25	50
26	26	52
27	27	54
28	28	56
29	29	58
30	30	60
31	31	62
32	32	64
33	33	66
34	34	68
35	35	70
36	36	72
37	37	74
38	38	76
39	39	78
40	40	80
41	41	82
42	42	84
43	43	86
44	44	88
45	45	90
46	46	92
47	47	94
48	48	96
49	49	98
50	50	100

### Rating Completion Report:

The Rating Completion Report can be used by administrators to check percentages, and numbers of classes and children, that their staff has rated for a specific rating period. Users can check the current number of children added, the percentages of children and measures completed, as well as the percentage of child records that have been locked for selected sites.

Site	Class	Children	Measures Completed	Measures Available	Measures Locked
000001	0001	100	100	100	0
000001	0002	100	100	100	0
000001	0003	100	100	100	0
000001	0004	100	100	100	0
000001	0005	100	100	100	0
000001	0006	100	100	100	0
000001	0007	100	100	100	0
000001	0008	100	100	100	0
000001	0009	100	100	100	0
000001	0010	100	100	100	0
000001	0011	100	100	100	0
000001	0012	100	100	100	0
000001	0013	100	100	100	0
000001	0014	100	100	100	0
000001	0015	100	100	100	0
000001	0016	100	100	100	0
000001	0017	100	100	100	0
000001	0018	100	100	100	0
000001	0019	100	100	100	0
000001	0020	100	100	100	0
000001	0021	100	100	100	0
000001	0022	100	100	100	0
000001	0023	100	100	100	0
000001	0024	100	100	100	0
000001	0025	100	100	100	0
000001	0026	100	100	100	0
000001	0027	100	100	100	0
000001	0028	100	100	100	0
000001	0029	100	100	100	0
000001	0030	100	100	100	0
000001	0031	100	100	100	0
000001	0032	100	100	100	0
000001	0033	100	100	100	0
000001	0034	100	100	100	0
000001	0035	100	100	100	0
000001	0036	100	100	100	0
000001	0037	100	100	100	0
000001	0038	100	100	100	0
000001	0039	100	100	100	0
000001	0040	100	100	100	0
000001	0041	100	100	100	0
000001	0042	100	100	100	0
000001	0043	100	100	100	0
000001	0044	100	100	100	0
000001	0045	100	100	100	0
000001	0046	100	100	100	0
000001	0047	100	100	100	0
000001	0048	100	100	100	0
000001	0049	100	100	100	0
000001	0050	100	100	100	0