

# DESIRED RESULTS

for Children and Families



## ★ IN THIS SECTION

### DESIRED RESULTS DEVELOPMENTAL PROFILE (DRDP)

	PAGE
• Presenter Notes.....	3-85
• Participant Power Point Handouts.....	86-113
• Activities and Handouts.....	114-208
<i>Management Bulletins 15-03 and 16-06.....</i>	<i>114-116</i>
<i>Treasure Hunt Activity.....</i>	<i>117</i>
<i>Treasure Hunt Handout.....</i>	<i>118-128</i>
<i>Compare and Contrast Activity.....</i>	<i>129</i>
<i>Compare and Contrast Handout.....</i>	<i>130-136</i>
<i>DRDP Examples Activity.....</i>	<i>137</i>
<i>DRDP Examples Handout.....</i>	<i>138-140</i>
<i>At-A-Glance Handout.....</i>	<i>141</i>
<i>Noticing Descriptions and Interpretations Activity.....</i>	<i>143</i>
<i>Practicing Noticing and Interpretations H/O.....</i>	<i>144-146</i>
<i>A Deeper Look at the Descriptors Activity .....</i>	<i>147</i>

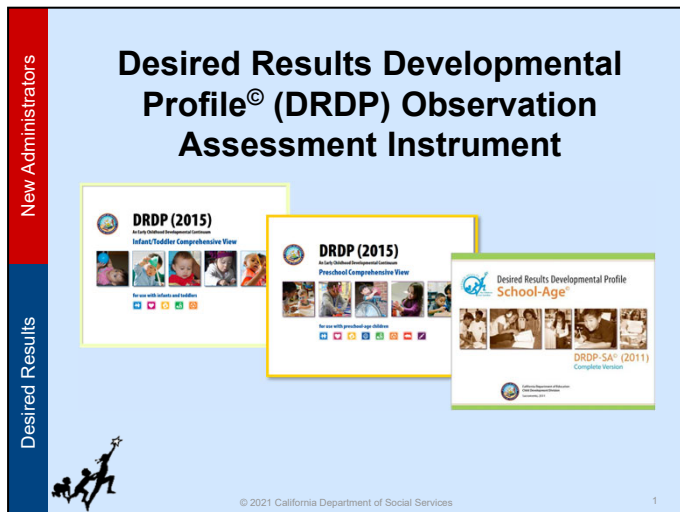
See back for additional Activities and Handouts...

## DESIRED RESULTS DEVELOPMENTAL PROFILE (DRDP) cont...

	PAGE
<i>LLD and ELD Directions Activity</i> .....	148
<i>LLD and ELD Directions Handout</i> .....	149-150
<i>Completing a Developmental Profile Activity</i> .....	151
<i>Completing a Developmental Profile Handouts</i> .....	152-167
<i>Infant/Toddler Sample Portfolio &amp; Rating Record</i> .....	152-157
<i>Preschool Sample Portfolio &amp; Rating Record</i> .....	158-161
<i>School-age Sample Portfolio &amp; Rating Record</i> .....	162-167
 <i>Completing a Child's Dev. Progress Form Act</i> .....	 168
<i>Child Progress Form Handouts</i> .....	169-170
 <i>Writing a Summary of Findings Activity</i> .....	 171
<i>Writing a Summary of Findings Handouts</i> .....	172-190
<i>PS &amp; IT Classroom Profile Data &amp; Questions for Reflection</i> ..	179-195
<i>Instructions for DRDP Summary of Findings</i> .....	191-194
<i>DRDP Summary of Findings Sample</i> .....	195
<i>AND - When it connects two skills in the DRDP</i> .....	196-197
<i>Preschool Fundamental View Conditional Measure</i> .....	198-199
<i>Child Progress Report Guidance for Teachers</i> .....	200-204
<i>Group Progress Report Guidance for Teachers</i> .....	205-212

Act: Activity

H/O: Handout



None

### Script:

In this session, participants will learn about the Desired Results Developmental Profile (DRDP).

We will focus on observation skills, rating the DRDP, collecting the DRDP data, the Summary of Findings, and the Child's Developmental Progress form.

New Administrators

Desired Results

## We observe...

- As each child interacts with other children, adults, and environment
- In the natural program setting



© 2021 California Department of Social Services 2

None

### Script:

Teachers observe children in their natural, daily activities. Agencies will be able to describe children's achievements in learning and development to advocate the strengths and benefits of the program to families and the larger community.



New Administrators

Desired Results

## And we observe...

As children participate in the typical daily program





© 2021 California Department of Social Services 3

None

### Script:





Good observation and recording methods over time are the cornerstones for using the DRDP effectively. The DRDP is not a test, but an observation-based assessment for children.

The person who is the designated teacher should complete the DRDP. Assistants, parents, and other staff should contribute observations.

Note: Family Child Care Networks have a “teacher identified” person complete the DRDP. This person may be the case manager who oversees the network care providers. The case manager consults with care providers and parents in completing the DRDP.


New Administrators

### Collected documentation includes:

- Anecdotal notes
- Photos
- Work samples
- Other evidence of knowledge and behaviors

Desired Results



© 2021 California Department of Social Services

4

None

### Script:

Teachers collect a substantial number of anecdotal notes, photos, work samples, and other pieces of documentation from family members and other staff, that demonstrate the children's mastered developmental levels. The organization of collected documentation can be achieved through "portfolios."

New Administrators

Desired Results

DRDP enables us to...



determine how children are benefiting from programs.

© 2021 California Department of Social Services 5

None

**Script:**

The DRDP findings provide information for agencies to use to improve programs.

Information is shared with families during parent conferences to support parents in supporting the child's progress.

Information can also be shared with the community to demonstrate how children benefit from involvement in the program.

New Administrators

## The DRDP Assists Providers

in meeting each child's developmental needs in each classroom or family child care home.



Desired Results

© 2021 California Department of Social Services 6

None

### **Script:**

The DRDP documents the kind of work that quality programs are already doing every day.

As teachers learn more about the children in their care, the DRDP information assists them in adapting and modifying curriculum plans and activities for the individual child, as well as activities for small and large groups.

New Administrators

Desired Results

The DRDP provides...  
a “snapshot” of the child’s development.



© 2021 California Department of Social Services 7

None

**Script:**


Children grow and change quickly, so a completed DRDP is a “snapshot” (i.e., a representative moment in time) of a child’s development.

All succeeding observations will document changes that result from growth and progress.

New Administrators

Desired Results

The DRDP provides a framework for showing children's progress over time



© 2021 California Department of Social Services 8

None

**Script:**

Each age-level instrument provides a framework that serves in monitoring children's progress throughout the program year.

There are a suite of DRDP instruments:


- DRDP Infant/Toddler View
- DRDP Preschool View
- DRDP SA view and
- DRDP K

Each profile provides guidance in documenting observations that reflect the developmental growth for each age group.

New Administrators

### DSS Child Care Bulletins

In accordance with Senate Bill (SB) 98 (Chapter 24, Statutes of 2020), effective July 1, 2021, the following programs transferred to the California Department of Social Services (CDSS), Child Care and Development Division (CCDD)...



© 2021 California Department of Social Services

9

Desired Results

None

### Script:

General Child Care and Development Programs (CCTR) • California Family Child Care Home Education Networks (CFCC) • Programs for Children with Severe Disabilities (CHAN) • Migrant Child Care and Development Programs (CMIG) • Migrant Child Care Alternative Payment Programs (CMAP) • California Alternative Payment Programs (CAPP) • CalWORKs Stage 2 (C2AP) • CalWORKs Stage 3 (C3AP) • Resource and Referral Programs (CRRP) • Local Child Care and Development Planning Councils (CLPC) The California Department of Education (CDE), Early Learning and Care Division (ELCD) will continue to administer the CSPP, Inclusive Early Education Expansion Program (IEEEP), American Indian Early Childhood Education (AIECE) grant, and Early Head Start-Child Care Partnership grant awarded to the CDE by the United States Department of Health and Human Services, as well as other early education programs

<https://www.cdss.ca.gov/Portals/9/Additional-Resources/Letters-and-Notices/CCBs/2021/CCB%2021-11.pdf?ver=2021-09-23-111708-210>

If you are providing services to children with Individualized Education Programs (IEP) or Individualized Family Service Plans (IFSP), you are encouraged to visit the desired results access website to get additional information about training and specific requirements.

## DESIRED RESULTS TRAINING

## SESSION 3: DRDP Handout

None



### Trainer note:

DR Access Project is a website to discover requirements specific to Special Education programs

Participants may have additional questions about DRDP Access. Encourage them to visit the website listed on the screen to get additional information.




New Administrators

Desired Results

## DRDP Appendices

When children are served by both *Early Learning and Care Division* and *Special Education Division* programs, the teachers and specialists are to collaborate on one assessment following the more stringent timeline and handle DRDP data according to the requirements of each division.



© 2021 California Department of Social Services 11

None

### Script:

More details can be found in appendix A of the DRDP assessment.

Direct participants to appendix A and have them read and share about the two columns.

## DESIRED RESULTS TRAINING



## SESSION 3: DRDP Handout

None

New Administrators

Desired Results

### Treasure Hunt - Version 1




**Treasure Hunt - Version 1**

Your group is going on a treasure hunt, looking for answers about the DRDP. Use the FAQ as a resource to answer the questions below. Make sure you note which FAQ you used to answer each question.

1. If the program is closed one Friday every month for staff training and clean up. How do I calculate when that first DRDP is due?
2. Our program likes the Creative Curriculum System. Must we use the CDE proposed curriculum instead?
3. One of the children in my group is amazing! I rated several measures at "Integrating Earlier" and she does more than what is at Integrating Earlier. Is this one of those times I use "Emerging" to show she's emerging to the next level?

© 2021 California Department of Social Services 12




Activity: Treasure Hunt


New Administrators

## DRDP Guidelines

**An age-appropriate version of the DRDP must be completed** within 60 calendar days of the child's enrollment and every six months thereafter.



60 calendar days  
and every 6 months  
thereafter



© 2021 California Department of Social Services

13

None

### Script:

An age-appropriate version of the DRDP must be completed for all children enrolled in a CDE/ELCD funded center or family child care home network.


### Trainer Note:

Clarify how often and when DRDPs are required to be completed. Emphasize 60 calendar days from the enrollment date of children. Enrollment is typically determined to be the first date the child receives care.

## DESIRED RESULTS TRAINING

## SESSION 3: DRDP Handout

Teachers and staff need to be familiar with the DRDP



The image shows two screenshots from the DRDP (2015) website. The left screenshot is titled 'Measures at-a-Glance' and displays a table with columns for 'Domain', 'Measure', 'Level', and 'Descriptor'. The right screenshot is titled 'DRDP (2015)' and shows the 'Table of Contents' with links to various sections of the assessment, including Introduction, How to Use the DRDP (2015), and Appendices.

New Administrators

Desired Results

© 2021 California Department of Social Services

14

None

### Script:

Get to know the Desired Results, developmental domains, measures, definitions, developmental levels, and descriptors. Read through the introduction and appendices of the assessment for clarification.

The DRDP tool kit ideas, such as the mini-measures, are on the Desired Results website and are helpful in becoming familiar with the DRDP.


New Administrators

Desired Results

The DRDP was developed by the:

- California Department of Education, Child Development Division (now Early Learning and Care Division)
- WestEd Center for Child & Family Studies
- University of California, BEAR Center

*with valuable input from teachers and directors who participated in the research study*



© 2021 California Department of Social Services 15


None

**Script:**

WestEd and BEAR aligned the instruments and developed new measures.

BEAR provided overall direction for the study and summarized the data.

BEAR is the Berkeley Evaluation and Assessment Research Center.



None

**Script:**

The DRDP aligns with the:

- Infant and Toddler Early Learning and Development Foundations
- Preschool Learning Foundations, Volumes 1-3
- Common Core Standards
- Head Start Child Development and Early Learning Framework

Now let's look at the instrument in more detail...

New Administrators

Desired Results

## Build a Tower

- Use the items on your table.
- As a group, build a tower.
- You have five minutes.



A photograph of a young child wearing a red hard hat and blue overalls, standing on a blue stool and building a tall tower of wooden blocks. The child is in a classroom setting with shelves and other materials visible in the background.

© 2021 California Department of Social Services 17

None

### Script:


Refer to DR-2015 Activity Sheet #3 – Build a Tower. Have participants build a tower using any accessible material (cups, blocks, paper, etc.).

New Administrators

Desired Results

## Key Points

- What was your first step?
- How did you know to start there?
- What does this have to do with children's learning?



© 2021 California Department of Social Services 18

None

### Script:

(This is the debrief slide.)

The purpose of the activity is to make a connection between having a foundation in order to support a structure. For us that structure is children's learning. Our foundation is our California Preschool and Infant Toddler Learning and Development Foundations. These are important first steps in understanding child development and understanding the skills that children are capable of.





New Administrators

Desired Results

Why was it important to align the DRDP to the foundations?

To ensure we assess what we want children to learn and that it is aligned to what is appropriate for children of this age.



© 2021 California Department of Social Services 19

None

**Script:**

The state has taken care to build a cohesive system.

The foundations describe children's learning and development.


Thus it is important that we are assessing what we want children to learn, and that we align it to what is appropriate for children of this age.

New Administrators

**What is the relationship between the DRDP and the foundations?**

- The **foundations** tell us how children, with adequate support, typically learn and develop.
- The **DRDP** provides a structure and a tool for recording an individual child's development and documenting progress.
- All volumes of the California Learning and Development Foundations provide the research backing for the DRDP (2015).

Desired Results



© 2021 California Department of Social Services 20

**None**

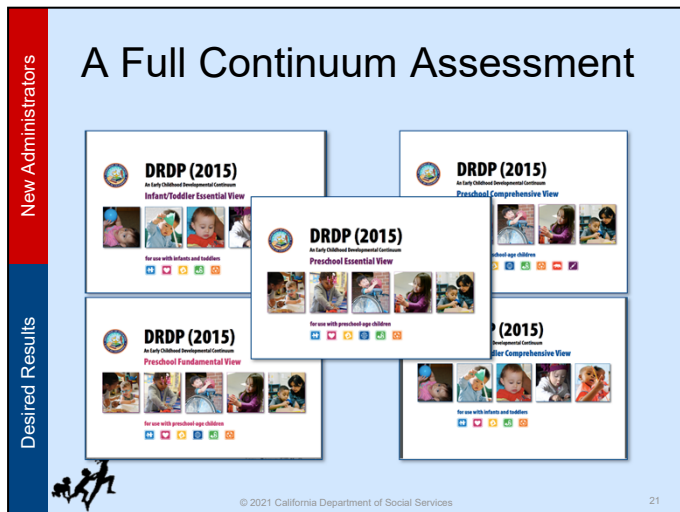
### Script:

The developmental domains work in an integrated fashion to support all four Desired Results. Ways to use the foundations and DRDP together:

Read foundations at the beginning of the school year to understand development in a general way.

Complete the DRDP twice each year to see children's progress.

Foundations provide the overall developmental landscape or backdrop. The DRDP helps determine where an individual child is on that backdrop.



None

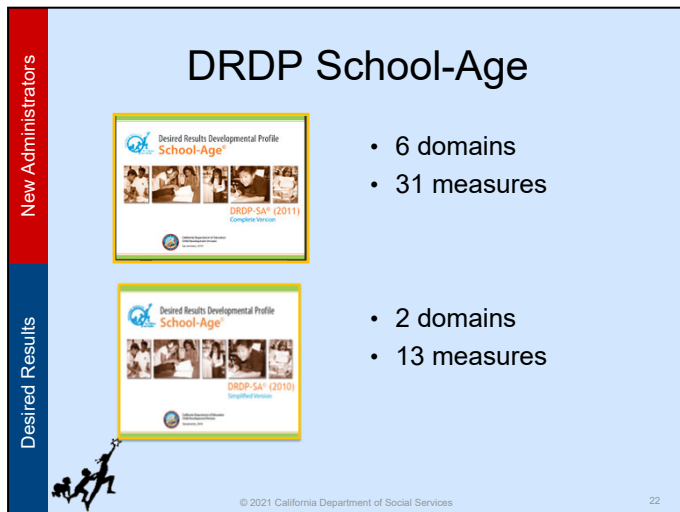
**Script:**

The DRDP is a full continuum assessment. The same assessment is used for all children, including children with IFSPs and IEPs. There is one assessment and there are five views of this assessment. The measures, however, are the same. This means that ATL-REG 1 is the same measure in all views. The difference is the number of measures in the different views.

- Infant/Toddler Comprehensive View has 5 domains and 29 measures.
- Infant /Toddler Essential View 5 domains and 21 measures.
- Preschool Comprehensive View has 8 domains and 56 measures, 10 of those measures are conditional.
- Preschool Fundamental View has 6 domains with 43 measures, thirteen of those measures are conditional.
- Preschool Essential View has 6 developmental sub domains and 29 measures

The fundamental view only pertains to preschool aged children. The essential views of the assessment do not meet special education requirements.. Agencies choose which view will be used to assess children.

To learn about what adaptations a child with an IFSP or IEP needs please collaborate with the child's service providers.



The slide is titled "DRDP School-Age" and is part of a presentation with a vertical sidebar on the left. The sidebar has a red top section labeled "New Administrators" and a blue bottom section labeled "Desired Results". The slide content is on a light blue background. It features two versions of the "Desired Results Developmental Profile School-Age" form. The top form is the "DRDP-SA® (2011) Complete Version" and is associated with a bulleted list: "• 6 domains" and "• 31 measures". The bottom form is the "DRDP-SA® (2010) Simplified Version" and is associated with a bulleted list: "• 2 domains" and "• 13 measures". At the bottom left of the slide is a small graphic of three people running. At the bottom center is the copyright notice "© 2021 California Department of Social Services" and at the bottom right is the number "22".

**DRDP School-Age**

- 6 domains
- 31 measures

- 2 domains
- 13 measures

© 2021 California Department of Social Services 22

None

**Script:**

Programs may use either the DRDP-SA© (2010) Simplified Version or DRDP-SA© (2010) Complete Version.

Use the DRDP-SA© (2010) with school-age children from kindergarten through 12 years old, including those who have an individualized education program (IEP).

DRDP SA has two versions to choose from:

- DRDP–SA complete version which has all 35 measures
- DRDP-SA© (2010) simplified version, which has 2 domains with 13 measures.

The DRDP-SA©(2010) was simplified because the other areas were already being assessed during the school day (e.g., reading, math, etc.). ELCD felt it was still important to assess Self and Social Development as well as Health and Safety.

New Administrators
Desired Results

## Compare and Contrast

© 2021 California Department of Social Services 23

None

Activity: Compare and Contrast

### Trainer Notes:

Point out the differences and similarities between the Infant/Toddler View and the Preschool View of the DRDP (2015).

Point out the difference in the School Age assessment (developmental levels, measures numbered consecutively).

## DESIRED RESULTS TRAINING

## SESSION 3: DRDP Handout

**Navigation Map**

**Measure**

**Developmental Domain**

**Definition**

**Descriptor**

**Example**

**Developmental Level**

**New Administrators**

**Desired Results**

**SED 1: Identity of Self in Relation to Others**

Child shows increasing awareness of self as distinct from and also related to others.

Mark the latest developmental level the child has mastered:

Responding		Exploring		Building		Mastering	
Earlier	Later	Earlier	Later	Earlier	Middle	Later	Earlier
Responds in basic ways to others	Uses senses to explore self and others	Recognizes self and familiar people	Communicates own name and names of familiar people (e.g., "Mama," "Daddy," "Grandma," or sibling's name)	Expresses simple ideas about self and connection to others	Describes self or others based on physical characteristics	Describes own preferences or feelings; describes the feelings of family members or other familiar people	Compares own preferences or feelings to those of others
<b>Possible Examples</b> <ul style="list-style-type: none"> <li>• Attends to a familiar adult during feedings.</li> <li>• Quits when hears a familiar adult.</li> <li>• Grabs an adult's finger when parent of (ADP) hand is touched.</li> </ul>	<ul style="list-style-type: none"> <li>• Examines own hand or feet by looking at it or mouthing it.</li> <li>• Touches others' hair when it is within reach.</li> <li>• Plays with sound by repeating grunts and signals.</li> </ul>	<ul style="list-style-type: none"> <li>• Orients toward a familiar adult when one name is spoken or signed.</li> <li>• Points to picture of self on the wall.</li> <li>• Smiles when a familiar adult enters the room.</li> </ul>	<ul style="list-style-type: none"> <li>• Communicates, "Mama," "Daddy," "Grandma," or sibling's name (e.g., "Mama").</li> <li>• Communicates, "This is my family" (e.g., "Mama," "Daddy," "Grandma," or sibling's name).</li> <li>• Points to picture of a family member on the wall.</li> <li>• Names a picture of a family member (e.g., "Mama," "Daddy," "Grandma," or sibling's name).</li> </ul>	<ul style="list-style-type: none"> <li>• Acts out roles from own family in pretend play.</li> <li>• Communicates, "This is my family" (e.g., "Mama," "Daddy," "Grandma," or sibling's name).</li> <li>• Names a picture of a family member (e.g., "Mama," "Daddy," "Grandma," or sibling's name).</li> </ul>	<ul style="list-style-type: none"> <li>• Communicates, using communicative hand, "This is me" (e.g., "Mama," "Daddy," "Grandma," or sibling's name).</li> <li>• Identifies own height, as indicated on a growth chart printed on the wall.</li> <li>• Names a picture of a family member (e.g., "Mama," "Daddy," "Grandma," or sibling's name).</li> </ul>	<ul style="list-style-type: none"> <li>• Communicates, "I like this" (e.g., "Mama," "Daddy," "Grandma," or sibling's name).</li> <li>• Communicates that a friend is happy because he is going to have birthday party.</li> <li>• Says, "My friend is sad" (e.g., "Mama," "Daddy," "Grandma," or sibling's name).</li> <li>• Communicates, "I like this" (e.g., "Mama," "Daddy," "Grandma," or sibling's name).</li> </ul>	<ul style="list-style-type: none"> <li>• Communicates, "I like this" (e.g., "Mama," "Daddy," "Grandma," or sibling's name).</li> <li>• Communicates to a peer that they both like a certain food and play with each other.</li> <li>• Communicates, "I like this" (e.g., "Mama," "Daddy," "Grandma," or sibling's name).</li> </ul>

☐ Child is emerging to the next developmental level  
☐ Unable to rate this measure due to extended absence

**SED 1** Identity of Self in Relation to Others **SED 1**

DRDP (2012) A Developmental Continuum from Early Infancy to Kindergarten Entry - Preschool Form - August 1, 2015 © 2015 California Department of Education - All rights reserved. Page 8 of 12

None

## Script:

Let's look at all the elements of the DRDP measure page. Please fill in the empty boxes, as I click through the names. The back side provides the terms and definitions for the DRDP.

New Administrators

Desired Results

Remember, the examples listed...

are only a few ways a child might demonstrate a particular developmental level.

Don't FORGET!

© 2021 California Department of Social Services 25



None

**Script:**

The purpose of the examples is to help teachers clarify where the skills could be demonstrated, i.e., some ways a teacher might see the behavior.

Encourage staff to add examples of what they observe for the developmental levels.

The DRDP examples activity to do with staff is in the binder.

New Administrators

## DRDP at a Glance

**DRDP (2015)**  
Developmental Domains & Measures at a Glance

**Developmental Domains**

ATL-REG: Approaches to Learning-Self Regulation  
 SED: Social and Emotional Development  
 LLD: Language and Literacy Development  
 ELD: English Language Development  
 COG: Cognitive Development, includes Math and Science  
 PD-HLTH: Physical Development-Health  
 HSS: History-Social Science  
 VPA: Visual and Performing Arts

DRDP (2015) Infant/Toddler Comprehensive View <small>For use with infants and toddlers</small>	DRDP (2015) Infant/Toddler Essential View <small>For use with infants and toddlers</small>	DRDP (2015) Preschool Comprehensive View <small>For use with preschool-age children</small>	DRDP (2015) Preschool Fundamental View <small>For use with preschool-age children</small>	DRDP (2015) Preschool Essential View <small>For use with preschool-age children</small>
5 Developmental Domains 29 Measures ATL-REG: (5) SED: (5) LLD: (5) COG: (6) PD-HLTH: (6)	5 Developmental Domains 21 Measures ATL-REG: (4) SED: (4) LLD: (5) COG: (4) PD-HLTH: (4)	8 Developmental Domains 56 Measures ATL-REG: (7) SED: (5) LLD: (10) ELD: (4) COG: (11) PD-HLTH: (10) HSS: (5) VPA: (4)	6 Developmental Domains 43 Measures ATL-REG: (7) SED: (5) LLD: (10) ELD: (4) COG: (7) PD-HLTH: (10)	6 Developmental sub-Domains 29 Measures ATL-REG: (4) SED: (4) LLD: (7) ELD: (4) COG: (6) PD-HLTH: (4)

© 2016 California Department of Education

Desired Results

© 2021 California Department of Social Services 26

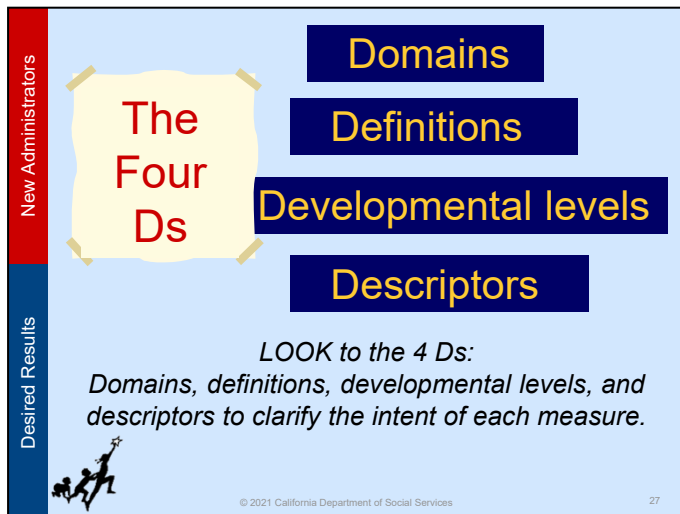
None

### Script:

The DRDP Domains and Measures at a Glance shows the developmental domains and number of measures in parenthesis for all age-level instruments:

- 29 measures in the DRDP I/T Comprehensive View
- 21 measures in the DRDP I/T Essential View
- 56 measures in the DRDP Preschool Comprehensive View
- 43 measures in the DRDP Preschool Fundamental View
- 29 measures in the DRDP Preschool Essential View
- 55 measures in the DRDP-K Comprehensive View
- 37 measures in the DRDP-K Fundamental View
- 33 measures in the DRDP-K Essential View
- 25 measures in the DRDP-K Snapshot View
- DRDP-SA Complete Version has 31 measures and the DRDP-SA Simplified Version has 13 measures





None

### Script:

These are the four components of the DRDP – the 4 Ds.

### Trainer Note:


Review the 4 Ds and emphasize that reading these components can assist staff in knowing the intent, or purpose, of each measure.

- The domain represents a crucial area of learning and development for children.
- The definition specifies the aspect of development that is being observed.
- The descriptor describes observable child behaviors associated with that developmental level.
- The developmental levels for each measure represent a developmental continuum.

New Administrators

Desired Results

The DRDP is an  
Observation-based assessment instrument



© 2021 California Department of Social Services 28

None


**Script:**

We will focus on observation skills, rating the DRDP, collecting DRDP data, the Summary of Findings, and the Child's Developmental Progress form.

New Administrators

Desired Results

## The Power of Observation



“Getting to know children as people and as learners gives you the information you need to be an effective decision maker in the classroom.”  
*The Power of Observation*

© 2021 California Department of Social Services 29

None

**Trainer note:**

Share the quote and show the book, *The Power of Observation*, if available.  
Click to next slide.


New Administrators

## Motivation

“With the information you learn from observing, you can:

- select the right materials,
- plan appropriate activities, and
- ask questions that guide children in learning to understand the world around them.”

*The Power of Observation*



© 2021 California Department of Social Services

None

### Script:

ELCD requires programs to use the DRDP for assessment as a motivator. The real reason we use observation is to get to know children.

Through observation, we get to know how children learn best, their strengths, need for support materials, and language. In addition, it helps teachers plan engaging activities to help children progress in their development.

Observation is a skill that can be learned and gets easier with practice. The observations we make should provide good information to inform our ratings on the DRDP.

The next activity will assist in writing meaningful anecdotal notes.

New Administrators

### Develop Methods for Recording Observations and Collecting Evidence




- Anecdotal records
- Photographs
- Audio and video records
- Running records
- Sketches
- Work samples
- Daily logs
- Frequency counts





© 2021 California Department of Social Services
31

Desired Results

None

### Script:

Before teachers can rate the DRDP, they need to collect relevant information about the children.

Once teachers know the “what”, “when,” and “how,” they are ready to plan to observe, record, and collect evidence on children’s typical behaviors.

Teachers and staff can collect a wide variety of documentation, such as anecdotal notes, work samples, frequency count sheets, and photos to provide evidence of mastered developmental levels across all of the measures.

Enlist all teachers, support staff, and parents to contribute documentation for the children’s portfolios. We know that teachers who are successful in implementing an observation-based assessment, plan for observations.

### Trainer Note:

Remind participants to look at the gallery during breaks for samples.

## DESIRED RESULTS TRAINING

## SESSION 3: DRDP Handout

New Administrators

Desired Results

### Noticing Descriptions and Interpretations

DESCRIPTIVE	INTERPRETIVE

© 2021 California Department of Social Services 32

None

Activity: Noticing Descriptions and Interpretations

## DESIRED RESULTS TRAINING

## SESSION 3: DRDP Handout

New Administrators

Desired Results

### Still Photo Observation



Adapted by permission, The Art of Awareness © 2000 Deb Curtis and Margie Carter, Redleaf Press. St. Paul, Minnesota, [www.redleafpress.org](http://www.redleafpress.org).

© 2021 California Department of Social Services

33

**None**

**Trainer Note:**  
Keep this slide up during the activity.

New Administrators

## Definitions: Descriptive and Interpretive

Descriptive	Interpretive
<p>What are the specific details?</p> <p>What you actually...</p> <ul style="list-style-type: none"> <li>Observed</li> <li>Read</li> <li>Heard</li> </ul> <p><i>Example: He is holding shirt with one hand and pen in other hand.</i></p>	<p>What were your initial reactions?</p> <p>How you felt about what you...</p> <ul style="list-style-type: none"> <li>Observed</li> <li>Read</li> <li>Heard</li> </ul> <p><i>Example: He looks worried.</i></p>

© 2021 California Department of Social Services

34

None

### Script:

This is a reminder of what quality notes have.



New Administrators

Desired Results

## Steps to Completing the DRDP



© 2021 California Department of Social Services 35

None

**Script:**

The next section of the presentation provides the steps to completing the instrument. (There is a tutorial on the Desired Results website on completing the DRDP.)

**Complete the Information Page**

The screenshot shows a tablet displaying the 'Add New Child' form. The form has a sidebar on the left with navigation links like 'New Administrators' and 'Desired Results'. The main content area contains the form with various input fields and checkboxes. The title 'Complete the Information Page' is at the top of the slide.

None

### Script:

One of the first steps is to enter children into the DRDP Online system.

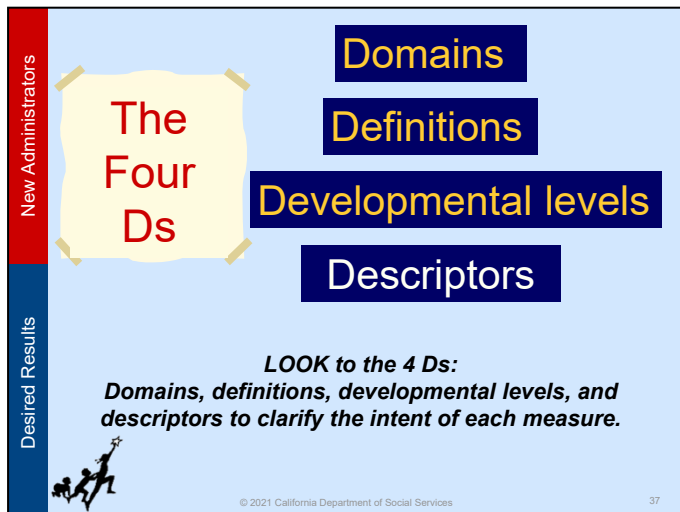
The Child Record will need to be completed for all children.

Ensure that the date of assessment is within 60 days of the child's enrollment.

Administrators can edit the information page when necessary in DRDP Online.

A tutorial, Steps to Completing the DRDP, is available on the Desired Results website.

Micro learning videos are available on YouTube.



None

### Script:

One of the first steps is to become familiar with the components of the assessment.

The 4 Ds of the DRDP assessment instrument are crucial to helping staff clarify the intent, or purpose, of each measure.

- The domain represents a crucial area of learning.
- The definition specifies the aspect of development that is being observed.
- The developmental levels represent a developmental continuum. Each level specifies a point along the developmental continuum.
- The descriptors provide the behaviors and/or skills you must see the child demonstrating with mastery to rate at that developmental level.

## DESIRED RESULTS TRAINING

## SESSION 3: DRDP Handout

New Administrators

### A Deeper Look at the Descriptors

Each developmental level has a **descriptor** that defines the behaviors that would be observed if a child were at that developmental level.

Developmental Domain: COG — Cognition, Including Math and Science

**COG 3: Number Sense of Quantity**  
Child shows developing understanding of number and quantity

Mark the latest developmental level the child has mastered:

Responding		Exploring		Building		Integrating
Earlier C>	Later C>	Earlier C>	Later C>	Earlier C>	Middle C>	Later C>
Responds to people or objects in basic ways	Responds to changes in the number of objects observed or interacted with	Demonstrates awareness of quantity	Uses number names, but not always correctly, in situations related to number or quantity	Identifies small quantities without counting, up to three	Counts up to five objects using one-to-one correspondence; and Recognizes changes in quantity	Shows understanding that the last number counted is the total number of objects in the group
Possible Examples						Solves simple everyday problems involving numbers by counting up to 10 objects using one-to-one correspondence; and Recites numbers correctly, up to 20

Descriptor

Desired Results

© 2021 California Department of Social Services 38

None

### Script:

The descriptor can be found right under the developmental level, in every measure.

## DESIRED RESULTS TRAINING

## SESSION 3: DRDP Handout


Developmental Domain: COG — Cognition, including Math and Science <b>COG 3: Number Sense of Quantity</b> Child shows developing understanding of number and quantity							
Mark the latest developmental level the child has mastered:							
Responding		Exploring		Building		Integrating	
Earlier ☐	Later ☐	Earlier ☐	Later ☐	Earlier ☐	Middle ☐	Later ☐	Earlier ☐
Responds to people or objects in basic ways	Responds to changes in the number of objects observed or interacted with	Demonstrates awareness of quantity	Uses number names, but not always correctly, in situations related to number or quantity	Identifies small quantities without counting, up to three	Counts up to five objects using one-to-one correspondence; and Recites numbers in order, one through ten	Shows understanding that the last number counted is the total number of objects in the group	Solves simple everyday problems involving numbers by counting up to 10 objects using one-to-one correspondence; and Recites numbers correctly, up to 20
Possible Examples							

New

Desired Results

If the descriptor has ; followed by **and**, the child must demonstrate all the behaviors, but not necessarily during the same observation.

BUT



© 2021 California Department of Social Services

39

None

### Script:

The language inside the descriptors is very important.

If the descriptor has a ; AND the child must demonstrate all the behaviors, but not necessarily during the same observation.

For example, if the descriptor says walk; and skips, the child needs to exhibit both behaviors. He could walk today and skip tomorrow.

## DESIRED RESULTS TRAINING

## SESSION 3: DRDP Handout

New Administrators

### When the Descriptor Says AND

Developmental Domain: COG — Cognition, including Math and Science

**COG 7: Shapes**

Child shows an increasing knowledge of shapes and their characteristics

Mark the latest developmental level the child has mastered:

Responding		Exploring		Building			Integrating
Earlier	Later	Earlier	Later	Earlier	Middle	Later	Earlier
	There are no earlier levels for this measure	Explores shapes of objects	Manipulates objects based on shape	Matches similar shapes and distinguishes them from dissimilar shapes without	Identifies or names several shapes in the environment (e.g., circles, squares,	Recognizes shapes when they are presented in different orientations or as	Describes several shapes and the differences between them

If the descriptor says **and**, then the child must be able to demonstrate all of the behaviors during the same observation.

© 2021 California Department of Social Services

40

Desired Results

None

### Script:

But if the descriptor says AND, then the child must demonstrate all the behaviors during the same observation.

For example, if the descriptor says, “walk AND skip,” the child needs to walk and skip in the same observation.

## DESIRED RESULTS TRAINING


## SESSION 3: DRDP Handout

Developmental Domain: COG — Cognition, Including Math and Science							
<b>COG 3: Number Sense of Quantity</b>							
Child shows developing understanding of number and quantity							
Mark the latest developmental level the child has mastered:							
Responding		Exploring		Building		Integrating	
Earlier <input type="radio"/>	Later <input type="radio"/>	Earlier <input type="radio"/>	Later <input type="radio"/>	Earlier <input type="radio"/>	Middle <input type="radio"/>	Later <input type="radio"/>	Earlier <input type="radio"/>
Responds to people or objects in basic ways	Responds to changes in the number of objects observed or interacted with	Demonstrates awareness of quantity	Uses number names, but not always correctly, in situations related to number or quantity	Identifies small quantities without counting, up to three	Counts up to five objects using one-to-one correspondence; and Recites numbers in order, one through ten	Shows understanding that the last number counted is the total number of objects in the group	Solves simple everyday problems involving numbers by counting up to 10 objects using one-to-one correspondence; and Recites numbers correctly, up to 20
Possible Examples							

**New**

**Desired Results**

If the descriptor says **or**, a child only needs to demonstrate the behavior in one of the listed ways.



© 2021 California Department of Social Services 41

None

### Script:


If the descriptor says or, a child only needs to demonstrate the behavior in one of the listed ways.


New Administrators

Desired Results

## A Deeper Look at the Descriptors

- Look at COG 3 and COG 7.
- Read each descriptor carefully:
  - Circle the word **or**
  - Highlight ; followed by AND
  - Underline AND (when it connects two skills)
- Did you get them all?





© 2021 California Department of Social Services

42

None

Refer to Activity Sheet #6 – A Deeper Look at the Descriptors

**Script:**

Now we are going to practice.


It's important to understand what the descriptors are asking you to observe. As you read the descriptor think about what skills you are looking for. Are they asking you to observe a specific skill? Are they asking you to observe the child displaying more than one skill? Read through each descriptor for each measure and circle the ORs, highlight the ;ANDs, and underline the AND in the descriptors.

Turn to COG 3 and COG 7 and circle the ORs, highlight the ;ANDs, and underline the AND in the descriptors (only in descriptors).

Now that we are done, turn to COG 3. How many ORs did you find? How many ;ANDs? How many ANDs?

**Trainer note:** Repeat this for COG 7.





None

**Script:**


Administrators can show their own video and have staff analyze the descriptors. See activity sheet - Deeper Look at Descriptors.

New Administrators

Desired Results

## A Deeper Look at the Descriptors

- What is the child able to do?
- Look at COG 3 and COG 7 and their descriptors.
- Which parts of the descriptors can the child do?



© 2021 California Department of Social Services 44

None

### Script:

Remember we are not rating. We are looking at the child's behavior to see how those behaviors may be related to the descriptors.

What did you see the child do? What did the child demonstrate during the clip?



None

**Script:**

This practice model is a playful creation to assist staff in considering how circumstances may change behaviors - not just developmental progress.

**Trainer Note:**

Explain that now the training will move to learning more about developmental levels in the DRDP.

Read slide... “Where are you in your development...as a cook?”

## DESIRED RESULTS TRAINING

## SESSION 3: DRDP Handout

Developmental Domain: HLTH—Health Development

**HLTH 10: Cooking**

Definition: Adults show increasing skill in making healthy meals and snacks.

Mark the latest developmental level the adult has mastered:

Responding		Exploring		Building			Integrating
Earlier ○	Later ○	Earlier ○	Later ○	Earlier ○	Middle ○	Later ○	Earlier ○
Responds to the smells of food	Uses multiple senses to explore food	Watches cooking shows	Eats food prepared by others	Heats premade food	Prepares simple meals and follows simple recipes	Prepares complex meals from scratch	Prepares the newest cuisines from around the world on a weekly basis
<p>Examples</p> <ul style="list-style-type: none"> <li>Says, "What smells good?"</li> <li>Asks to taste all samples at Costco</li> <li>Saves recipes for Mom to use</li> <li>Uses the "drive-thru" at least 3 times per week</li> <li>Heats frozen meals</li> <li>Makes spaghetti and a salad</li> <li>Prepares 5 course meals</li> <li>Graduated from Gordon Bleu and is top chef at a 5 star restaurant</li> </ul>							

☐ Adult is emerging to the next developmental level  
☐ If you are unable to rate this measure, explain here:

**Cooking** **HLTH 10**

DRP (2015) A Developmental Continuum for Kindergarten for the Kindergarten Individual Development Survey © 2014-2015 California Department of Education—All rights reserved. Page 46 of 55

None

### Trainer Note:

Ask participants to raise hands or stand up to show pride for the highest level of “mastery” attained. Think about their behaviors in the last 60 days and choose one level that describes mastery of their skills.

It does not matter where the participants are on the continuum, as each one is making continuous progress towards the desired result!

## DESIRED RESULTS TRAINING

## SESSION 3: DRDP Handout



None

Take a 15-minute break.

### **Trainer Note:**

Remind participants to check out the gallery.


## DESIRED RESULTS TRAINING

## SESSION 3: DRDP Handout

New Administrators

Desired Results

Review the collected evidence and reflect on the child's development



© 2021 California Department of Social Services 48

None

### Script:

As the due date to complete the DRDP nears, review the collected evidence to ensure documentation exists to support the developmental level the child has mastered.

New Administrators

Desired Results

## How do children demonstrate a developmental level is mastered?

A developmental level is mastered when the child typically demonstrates the behavior(s)

- ✓ Consistently over time
- ✓ In different situations or settings



© 2021 California Department of Social Services 49

**None**

**Trainer note:**

Read the slide. Give pause to let participants think about the criteria for “mastered.” Suggest participants make a poster to put around the center to help staff learn this as a mantra.

## DESIRED RESULTS TRAINING

## SESSION 3: DRDP Handout

Based on observations, fill-in **one** bubble that best describes the child's latest developmental level mastered

None

New Administrators

Desired Results

Developmental Domains: ATL-REG 7: Shared Use of Space and Materials

Child develops the ability to share the use of space and materials with others.

Mark the latest developmental level the child has mastered:

Responding		Exploring		Building		Integrating	
Earlier	Later	Earlier	Later	Earlier	Later	Earlier	
<p>There are no earlier levels for this measure.</p>		<p>Demonstrates a preference for a few specific toys or materials.</p>	<p>Takes and plays with materials of interest, even when they are being used by another child.</p>	<p>Shows awareness that other children might want to use materials, so taking materials without permission is not appropriate.</p>	<p>Maintains control of toys, materials, or possessions for extended periods, allowing others to use the materials, but not necessarily sharing them.</p>	<p>Follows expectations or procedures for sharing, most of the time, without adult prompting.</p>	<p>Offers to share space or materials with others in the absence of explicit expectations for sharing.</p>
<p>Possible Examples:</p> <ul style="list-style-type: none"> <li>Chooses to play with doll who had no repeated interest.</li> <li>Chooses to play with the doll to share with the doll.</li> <li>Chooses to play with the doll to share with the doll.</li> <li>Chooses to play with the doll to share with the doll.</li> </ul>		<p>Picks up a piece of material that another child is playing with.</p> <ul style="list-style-type: none"> <li>Chooses to play with the material.</li> <li>Chooses to play with the material.</li> <li>Chooses to play with the material.</li> </ul>	<p>Reaches for a toy or material that another child is playing with.</p> <ul style="list-style-type: none"> <li>Chooses to play with the material.</li> <li>Chooses to play with the material.</li> <li>Chooses to play with the material.</li> </ul>	<p>Keeps a toy or material for an extended period, allowing others to use the materials, but not necessarily sharing them.</p> <ul style="list-style-type: none"> <li>Chooses to play with the material.</li> <li>Chooses to play with the material.</li> <li>Chooses to play with the material.</li> </ul>	<p>Maintains control of toys, materials, or possessions for extended periods, allowing others to use the materials, but not necessarily sharing them.</p> <ul style="list-style-type: none"> <li>Chooses to play with the material.</li> <li>Chooses to play with the material.</li> <li>Chooses to play with the material.</li> </ul>	<p>Follows expectations or procedures for sharing, most of the time, without adult prompting.</p> <ul style="list-style-type: none"> <li>Chooses to play with the material.</li> <li>Chooses to play with the material.</li> <li>Chooses to play with the material.</li> </ul>	<p>Offers to share space or materials with others in the absence of explicit expectations for sharing.</p> <ul style="list-style-type: none"> <li>Chooses to play with the material.</li> <li>Chooses to play with the material.</li> <li>Chooses to play with the material.</li> </ul>

☐ Child is not yet at the earliest developmental level on this measure.  
☐ Child is emerging to the next developmental level.  
☐ Unable to use this measure due to extended absence.

ATL-REG 7

Shared Use of Space and Materials

ATL-REG 7

DRDP (2012) is a developmental continuum from Early Infancy to Kindergarten Entry. Printed Nov. 2012. © 2012 California Department of Education. All rights reserved. Page 7 of 16

## Script:

Based on observations, fill-in one bubble that best describes the child's latest developmental level mastered.

DRDP-52




New Administrators

Desired Results

## Is the child emerging?

After marking the developmental level mastered, ask “Is the child emerging to the next level by demonstrating behaviors from the next developmental level, but not yet typically or consistently?” If so...



© 2021 California Department of Social Services 51

None

### Script:

After marking the developmental level mastered, ask “Is the child emerging to the next level by demonstrating behaviors from the next developmental level, but not yet typically or consistently?” If so...

## DESIRED RESULTS TRAINING

## SESSION 3: DRDP Handout

**New Administrators**

**Desired Results**

### Emerging

### None

Responding		Exploring		Building		Integrating
Earlier	Later	Earlier	Later	Earlier	Later	Earlier
<p>Demotes or under level for assessment</p> <p>Does not use space or materials</p>	<p>Demonstrates performance for a new specific type or materials</p> <p>Takes and plays with materials of interest even when they are being used by another child</p>	<p>Shows awareness that other children might want to use materials, but does not yet control the materials</p> <p>Shows awareness that other children might want to use materials, but does not yet control the materials</p>	<p>Shows awareness that other children might want to use materials, but does not yet control the materials</p> <p>Shows awareness that other children might want to use materials, but does not yet control the materials</p>	<p>Maintains control of materials, allowing other children to use materials, but does not yet control the materials</p> <p>Maintains control of materials, allowing other children to use materials, but does not yet control the materials</p>	<p>Follows expectations or procedures for sharing, most of the time, without adult prompting</p> <p>Follows expectations or procedures for sharing, most of the time, without adult prompting</p>	<p>Offers to share space or materials with others in the absence of explicit expectations for sharing</p> <p>Offers to share space or materials with others in the absence of explicit expectations for sharing</p>
<p>• Chosen to play with all materials</p> <p>• Chosen to play with the same materials over time</p> <p>• Taken to the gross motor area, where others are playing</p>	<p>• Taken another child's toy and does not return it to the child</p> <p>• Taken as a group member and does not return it to the child</p> <p>• Taken to the gross motor area, where others are playing</p>	<p>• Keeps all of the toys and materials in the same area</p> <p>• Communicates "I want" or "I need" to get materials</p> <p>• Keeps all of the toys and materials in the same area</p>	<p>• Keeps all of the toys and materials in the same area</p> <p>• Communicates "I want" or "I need" to get materials</p> <p>• Keeps all of the toys and materials in the same area</p>	<p>• Keeps all of the toys and materials in the same area</p> <p>• Communicates "I want" or "I need" to get materials</p> <p>• Keeps all of the toys and materials in the same area</p>	<p>• Keeps all of the toys and materials in the same area</p> <p>• Communicates "I want" or "I need" to get materials</p> <p>• Keeps all of the toys and materials in the same area</p>	<p>• Keeps all of the toys and materials in the same area</p> <p>• Communicates "I want" or "I need" to get materials</p> <p>• Keeps all of the toys and materials in the same area</p>

☐ Child is not yet at the earliest developmental level on this scale  
☐ Child is emerging to the next developmental level  
☐ Unable to rate this measure due to extended absence

**ATL-REG 7** Shared Use of Space and Materials **ATL-REG 7**

DRDP (2012) is a developmental continuum from Early Learning to Kindergarten Entry. Produced from August 1, 2010. © 2012 California Department of Education. All rights reserved.

Page 14 of 16

### Script:

After marking the developmental level mastered, consider if the child is beginning to sometimes demonstrate behaviors from the next level. As compared to mastered behaviors which are consistent, emerging behaviors are not yet typical or consistent.

If you determine that the child is emerging to the next level, you may mark the bubble labeled, emerging.

Using the emerging bubble is optional and up to the individual teacher.

If the child is at the last developmental level, do not rate the child as emerging to the next level.

## DESIRED RESULTS TRAINING

## SESSION 3: DRDP Handout

New Administrators

### Not Yet at the Earliest Developmental Level

Desired Results

**Developmental Outcome: ATL-REG 7: Shared Use of Space and Materials**  
Child demonstrates the ability to share the use of space and materials with others.

Mark the latest developmental level the child has mastered:

Responding		Exploring		Building		Integrating
Earlier	Later	Earlier	Later	Earlier	Later	Earlier
Does not or rarely look for the measure.	Does not or rarely look for the measure.	Does not or rarely look for the measure.	Does not or rarely look for the measure.	Does not or rarely look for the measure.	Does not or rarely look for the measure.	Does not or rarely look for the measure.
Does not or rarely look for the measure.	Does not or rarely look for the measure.	Does not or rarely look for the measure.	Does not or rarely look for the measure.	Does not or rarely look for the measure.	Does not or rarely look for the measure.	Does not or rarely look for the measure.

Legend:  
☐ Child is not yet at the earliest developmental level on this measure.  
☐ Child is emerging to the next developmental level.  
☐ Unable to rate this measure due to extended absence.

**ATL-REG 7 Shared Use of Space and Materials**

None

### Script:

Not yet at the earliest developmental level means that you do not see mastered skills or behaviors that would allow you to mark the first developmental level.

Note that the not yet at earliest developmental level bubble is not available in the infant/toddler instrument because that instrument begins with the reflexive stage which children typically evidence at birth.

DRDP-55

## DESIRED RESULTS TRAINING

## SESSION 3: DRDP Handout

New Administrators

### Unable to Rate

Desired Results

**ATL-REG 7: Shared Use of Space and Materials**  
Until domain proficiency is shown the use of space and materials with others.

Mark the latest developmental level the child has mastered:

Responding	Exploring		Building		Integrating
	Earlier	Later	Earlier	Later	
<b>Responding</b> <small>Demonstrates proficiency for specific types of materials</small>	<b>Earlier</b> <small>Does not use or manipulate materials</small>	<b>Later</b> <small>Takes and plays with materials of interest when they are offered</small>	<b>Earlier</b> <small>Shows awareness that other children might want to use materials, but does not control the materials</small>	<b>Later</b> <small>Shows awareness that other children might want to use materials, but does not control the materials</small>	<b>Integrating</b> <small>Offers to share space or materials with others in the absence of explicit expectations for sharing</small>
<b>Possible Examples</b>	<ul style="list-style-type: none"> <li>Chooses to play with doll with hat and repeats actions</li> <li>Chooses to play with doll and does not move away</li> <li>Chooses to play with doll and does not move away</li> <li>Chooses to play with doll and does not move away</li> </ul>	<ul style="list-style-type: none"> <li>Takes another child's toy and uses it appropriately</li> <li>Chooses to play with doll and does not move away</li> <li>Chooses to play with doll and does not move away</li> <li>Chooses to play with doll and does not move away</li> </ul>	<ul style="list-style-type: none"> <li>Keeps all of the response materials away from other children</li> <li>Keeps all of the response materials away from other children</li> <li>Keeps all of the response materials away from other children</li> <li>Keeps all of the response materials away from other children</li> </ul>	<ul style="list-style-type: none"> <li>Keeps all of the response materials away from other children</li> <li>Keeps all of the response materials away from other children</li> <li>Keeps all of the response materials away from other children</li> <li>Keeps all of the response materials away from other children</li> </ul>	<ul style="list-style-type: none"> <li>Offers to share space or materials with others in the absence of explicit expectations for sharing</li> <li>Offers to share space or materials with others in the absence of explicit expectations for sharing</li> <li>Offers to share space or materials with others in the absence of explicit expectations for sharing</li> <li>Offers to share space or materials with others in the absence of explicit expectations for sharing</li> </ul>

☐ Child is not yet at the earliest developmental level on this measure  
☐ Child is emerging to the next developmental level  
☐ Unable to rate this measure due to extended absence

**ATL-REG 7** Shared Use of Space and Materials **ATL-REG 7**

None

### Script:

In the rare circumstance that you are unable to rate a child on a specific measure, explain in detail the reason for a lack of rating in the box at the bottom of the page.

Unable to rate is only used for extended absences.

DRDP-56

## DESIRED RESULTS TRAINING

## SESSION 3: DRDP Handout

New Administrators

### Conditional Measures

**ATL-REG 2: Self-Comforting**  
Child develops the capacity to comfort or sooth self in response to distress from internal or external stimulation.

Mark the latest developmental level the child has mastered:

Responding		Exploring		Building		Integrating
Earlier	Later	Earlier	Later	Earlier	Later	Earlier
<p><b>Responding:</b> Responds to internal or external stimulation in basic ways.</p> <p><b>Exploring:</b> Responds in behaviors that have previously existed to another self.</p> <p><b>Building:</b> Responds well to a different person, based on the situation.</p> <p><b>Integrating:</b> Responds well to a different person, based on the situation.</p>						
<p><b>Possible Examples:</b></p> <ul style="list-style-type: none"> <li>• Calms down before bed.</li> <li>• Calms down when alone.</li> <li>• Calms down when alone through self-talk.</li> <li>• Sleeps in a room and alone.</li> </ul>						
<p><b>Responding:</b> Responds to internal or external stimulation in basic ways.</p> <p><b>Exploring:</b> Responds in behaviors that have previously existed to another self.</p> <p><b>Building:</b> Responds well to a different person, based on the situation.</p> <p><b>Integrating:</b> Responds well to a different person, based on the situation.</p>						

**Conditional Measure**  
Child responds to internal or external stimulation in basic ways.

Mark the latest developmental level the child has mastered:

Earlier

Child is emerging to the next developmental level.

Child is unable to master this measure due to restricted abilities.

ATL-REG 2 Self-Comforting ATL-REG 2

Desired Results

55

None

### Script:

Some measures in the DRDP are considered conditional measures that are only assessed when certain conditions are met.

Conditional measures should be used if they assist teachers and service providers in planning a child's learning activities and supports, and documenting progress.

There is a short microlearning video on YouTube to explain conditional measures

## DESIRED RESULTS TRAINING

## SESSION 3: DRDP Handout

New Administrators

### Conditional Measures

**Conditional Measures for Preschool-Age Children**

Some measures on the DRDP are conditional measures that are only assessed when certain conditions are met. These measures should be used if they meet the criteria and scoring guidelines in planning a child's learning activities and supports and documenting progress.

Conditional measures are used in three instances:

- If a preschool child has not developmentally moved beyond the last level of the first author developmental measure.
- If a language other than English is spoken in the child's home.
- If the child is still waiting on the health measures required for all children with IDH.

Please note that the Early Development Measures, and the Physical Development and Health measures are required for children with IDH.

Early Development Measures	Conditional Under Which to Score
<b>Early Development Measures</b> ED-1: Emergent Literacy ED-2: Self-Regulation ED-3: Social Interaction	Required for all preschool-age children with IDH. Recommended for preschool-age children with IDH who are not yet at the last level of the measure. If a child is not yet at the last level of the measure, then the measure is not scored. If a child is at the last level of the measure, then the measure is scored.

English Language Development Measures	Conditional Under Which to Score
<b>English Language Development Measures</b> EDL-1: Communication in English (Receptive) EDL-2: Communication in English (Expressive) EDL-3: Understanding and Response to English EDL-4: English Literacy	Used if a language other than English is spoken in the child's home or if the child is not yet at the last level of the measure. Not used for children who are at the last level of the measure or who are not waiting on the IDH.

Physical Development and Health Measures	Conditional Under Which to Score
<b>Physical Development and Health Measures</b> PH-1: Safety PH-2: Personal Care Routines: Hygiene PH-3: Personal Care Routines: Dressing PH-4: Personal Care Routines: Feeding PH-5: Personal Care Routines: Sleeping	Required for all preschool-age children with IDH. Recommended for preschool-age children with IDH who are not yet at the last level of the measure. If a child is not yet at the last level of the measure, then the measure is not scored. If a child is at the last level of the measure, then the measure is scored.

**Rating Conditional Measures**

If you are using the conditional measures for a preschool-age child, mark them on the Rating Record according to the following guidance:

Early Development Measures	How to Mark the DRDP
<b>Early Development Measures</b> ED-1: Emergent Literacy ED-2: Self-Regulation ED-3: Social Interaction	These measures are required for all preschool-age children with IDH. If the measure is rated, determine the child's latest level of mastery and mark accordingly. If the measure is not rated, mark the box. "Measure not used: the child's development is beyond the latest developmental level."

English Language Development Measures	How to Mark the DRDP
<b>English Language Development Measures</b> EDL-1: Communication in English (Receptive) EDL-2: Communication in English (Expressive) EDL-3: Understanding and Response to English EDL-4: English Literacy	If these measures are rated, determine the child's latest level of mastery and mark accordingly. Check the box in the Information Page about the child's home language. Not required for children who are deaf or hard of hearing who are not learning a spoken language. If these measures are not rated, mark the box. "Measure not used: English is the only language spoken in this child's home."

Physical Development and Health Measures	How to Mark the DRDP
<b>Physical Development and Health Measures</b> PH-1: Safety PH-2: Personal Care Routines: Hygiene PH-3: Personal Care Routines: Dressing PH-4: Personal Care Routines: Feeding PH-5: Personal Care Routines: Sleeping	These measures are required for preschool-age children with IDH. In the Comprehensive View, PH-1-5 are conditional. In the Fundamental View, PH-1-5 are conditional. If these measures are rated, determine the level of mastery and mark accordingly. If these measures are not rated, check the box. "Not used: the measure is not required for this child's development or progress in planning this child's learning activities and supports."

Desired Results

None

© 2021 California Department of Social Services 56

## Trainer Note:

Refer to the charts on Intro 4 and Intro 9 for more information.

Also refer to YouTube video.

New Administrators

Desired Results

### Preschool English-Language Development Measures




© 2021 California Department of Social Services 57

None

**Script:**

The DRDP (2015) Preschool View instruments contains four measures for English-language development.

(There are ELD tutorial on the Desired Results website.)

New Administrators	<h2>English-Language Development Measures</h2> <ul style="list-style-type: none"><li>• ELD 1: Comprehension of English (Receptive English)</li><li>• ELD 2: Self-Expression in English (Expressive English)</li></ul>
	<h2>Desired Results</h2> <ul style="list-style-type: none"><li>• ELD 3: Understanding and Response to English Literacy Activities</li><li>• ELD 4: Symbol, Letter, and Print Knowledge in English</li></ul>  <p><small>© 2021 California Department of Social Services 68</small></p>

None

**Script:**

The four English-Language Development measures used for children learning English are:

ELD 1: Comprehension of English (Receptive English)

ELD 2: Self Expression in English (Expressive English)

ELD 3: Understanding and Response to English Literacy Activities

ELD 4: Symbol, Letter, and Print Knowledge in English



## DESIRED RESULTS TRAINING

## SESSION 3: DRDP Handout

**Child's Language Information**

**DRDP (2015)**  
Early Education  
Information Page  
For use with Early Education  
Programs

**Child Information**

1. Child's Name (Last, First, Middle)  
2. Date of Birth (MM/DD/YYYY)  
3. Child's Sex (Male/Female)  
4. Child's Race (Select all that apply)  
5. Child's Ethnicity (Select all that apply)  
6. Child's Language(s) Spoken at Home (Select all that apply)  
7. Child's Primary Language (Select one)  
8. Child's Primary Language Spoken at Home (Select one)  
9. Child's Primary Language Spoken at School (Select one)  
10. Child's Primary Language Spoken at Home and School (Select one)  
11. Child's Primary Language Spoken at Home and School (Select one)  
12. Child's Primary Language Spoken at Home and School (Select one)  
13. Child's Primary Language Spoken at Home and School (Select one)  
14. Child's Primary Language Spoken at Home and School (Select one)  
15. Child's Primary Language Spoken at Home and School (Select one)  
16. Child's Primary Language Spoken at Home and School (Select one)  
17. Child's Primary Language Spoken at Home and School (Select one)  
18. Child's Primary Language Spoken at Home and School (Select one)  
19. Child's Primary Language Spoken at Home and School (Select one)  
20. Child's Primary Language Spoken at Home and School (Select one)

**Observer Information**

1. Observer's Name (Last, First, Middle)  
2. Observer's Title  
3. Observer's Organization  
4. Observer's Email Address  
5. Observer's Phone Number  
6. Observer's Fax Number  
7. Observer's Address  
8. Observer's City  
9. Observer's State  
10. Observer's Zip  
11. Observer's Country  
12. Observer's Language Spoken at Home (Select one)  
13. Observer's Language Spoken at School (Select one)  
14. Observer's Language Spoken at Home and School (Select one)  
15. Observer's Language Spoken at Home and School (Select one)  
16. Observer's Language Spoken at Home and School (Select one)  
17. Observer's Language Spoken at Home and School (Select one)  
18. Observer's Language Spoken at Home and School (Select one)  
19. Observer's Language Spoken at Home and School (Select one)  
20. Observer's Language Spoken at Home and School (Select one)

**Child's Language Information**

1. Child's Language Spoken at Home (Select one)  
2. Child's Language Spoken at School (Select one)  
3. Child's Language Spoken at Home and School (Select one)  
4. Child's Language Spoken at Home and School (Select one)  
5. Child's Language Spoken at Home and School (Select one)  
6. Child's Language Spoken at Home and School (Select one)  
7. Child's Language Spoken at Home and School (Select one)  
8. Child's Language Spoken at Home and School (Select one)  
9. Child's Language Spoken at Home and School (Select one)  
10. Child's Language Spoken at Home and School (Select one)  
11. Child's Language Spoken at Home and School (Select one)  
12. Child's Language Spoken at Home and School (Select one)  
13. Child's Language Spoken at Home and School (Select one)  
14. Child's Language Spoken at Home and School (Select one)  
15. Child's Language Spoken at Home and School (Select one)  
16. Child's Language Spoken at Home and School (Select one)  
17. Child's Language Spoken at Home and School (Select one)  
18. Child's Language Spoken at Home and School (Select one)  
19. Child's Language Spoken at Home and School (Select one)  
20. Child's Language Spoken at Home and School (Select one)

**Parent Information**

1. Parent's Name (Last, First, Middle)  
2. Parent's Title  
3. Parent's Organization  
4. Parent's Email Address  
5. Parent's Phone Number  
6. Parent's Fax Number  
7. Parent's Address  
8. Parent's City  
9. Parent's State  
10. Parent's Zip  
11. Parent's Country  
12. Parent's Language Spoken at Home (Select one)  
13. Parent's Language Spoken at School (Select one)  
14. Parent's Language Spoken at Home and School (Select one)  
15. Parent's Language Spoken at Home and School (Select one)  
16. Parent's Language Spoken at Home and School (Select one)  
17. Parent's Language Spoken at Home and School (Select one)  
18. Parent's Language Spoken at Home and School (Select one)  
19. Parent's Language Spoken at Home and School (Select one)  
20. Parent's Language Spoken at Home and School (Select one)

**Teacher Information**

1. Teacher's Name (Last, First, Middle)  
2. Teacher's Title  
3. Teacher's Organization  
4. Teacher's Email Address  
5. Teacher's Phone Number  
6. Teacher's Fax Number  
7. Teacher's Address  
8. Teacher's City  
9. Teacher's State  
10. Teacher's Zip  
11. Teacher's Country  
12. Teacher's Language Spoken at Home (Select one)  
13. Teacher's Language Spoken at School (Select one)  
14. Teacher's Language Spoken at Home and School (Select one)  
15. Teacher's Language Spoken at Home and School (Select one)  
16. Teacher's Language Spoken at Home and School (Select one)  
17. Teacher's Language Spoken at Home and School (Select one)  
18. Teacher's Language Spoken at Home and School (Select one)  
19. Teacher's Language Spoken at Home and School (Select one)  
20. Teacher's Language Spoken at Home and School (Select one)

**Other Information**

1. Other Information (Select one)  
2. Other Information (Select one)  
3. Other Information (Select one)  
4. Other Information (Select one)  
5. Other Information (Select one)  
6. Other Information (Select one)  
7. Other Information (Select one)  
8. Other Information (Select one)  
9. Other Information (Select one)  
10. Other Information (Select one)  
11. Other Information (Select one)  
12. Other Information (Select one)  
13. Other Information (Select one)  
14. Other Information (Select one)  
15. Other Information (Select one)  
16. Other Information (Select one)  
17. Other Information (Select one)  
18. Other Information (Select one)  
19. Other Information (Select one)  
20. Other Information (Select one)

**Notes**

1. Notes (Select one)  
2. Notes (Select one)  
3. Notes (Select one)  
4. Notes (Select one)  
5. Notes (Select one)  
6. Notes (Select one)  
7. Notes (Select one)  
8. Notes (Select one)  
9. Notes (Select one)  
10. Notes (Select one)  
11. Notes (Select one)  
12. Notes (Select one)  
13. Notes (Select one)  
14. Notes (Select one)  
15. Notes (Select one)  
16. Notes (Select one)  
17. Notes (Select one)  
18. Notes (Select one)  
19. Notes (Select one)  
20. Notes (Select one)

**Footer**

© 2021 California Department of Social Services

None

### Script:

On Intro 10, question #13 gives directions on when to use the ELD measures.

If a language other than English is spoken in the child's home, the ELD measures must be completed for preschool age children.

## DESIRED RESULTS TRAINING

## SESSION 3: DRDP Handout

None

New Administrators

# The Developmental Levels for ELD

Desired Results

Developmental Measure: ELD 2: Self-Expression in English (Expressive English)

Child is emerging in program because they are speaking English

Conditional Measure

Child is emerging in program because they are speaking English in the only language spoken in the child's home

Mark the latest developmental level the child has mastered:

Discovering Language	Discovering English	Exploring English	Developing English	Building English	Integrating English
<p>Does a few "first words" or word-like sounds or gestures to communicate in home language</p> <p><b>Possible Examples:</b></p> <ul style="list-style-type: none"> <li>Asks for food when holding up a spoon, bowl, bowl, or person</li> <li>Communicates from child home language: "Mama," "Dada," or other word approximations</li> <li>Reaches for an object for an object</li> </ul>	<p>Communicates in home language or nonverbally, both</p> <p><b>Possible Examples:</b></p> <ul style="list-style-type: none"> <li>Takes an adult's hand and leads the adult to the drawing area where several children are drawing, and another or gestures toward the parent</li> <li>Asks, "Yes," and responds in home language in response to a routine question such as, "Where did you go?" while an adult holds up a picture of a dog</li> <li>Communicates "I like that" or "I like that" while an adult holds up a picture of a dog</li> <li>Communicates "I like that" or "I like that" while an adult holds up a picture of a dog</li> </ul>	<p>Communicates most nonverbally to home language, occasionally using single words or short meaningful sequences of words in English</p> <p><b>Possible Examples:</b></p> <ul style="list-style-type: none"> <li>Communicates in English, "Yes," to a parent when holding up the bowl of the dog</li> <li>Looks at parent in home language and points to a picture of the dog, "Yes," to a parent when holding up the bowl of the dog</li> <li>Communicates in English, "Yes," to a parent when holding up the bowl of the dog</li> </ul>	<p>Communicates in English, using single words and common phrases (may mix English with home language)</p> <p><b>Possible Examples:</b></p> <ul style="list-style-type: none"> <li>Communicates in English, "Yes," to a parent when holding up the bowl of the dog</li> <li>Looks at parent in home language and points to a picture of the dog, "Yes," to a parent when holding up the bowl of the dog</li> <li>Communicates in English, "Yes," to a parent when holding up the bowl of the dog</li> </ul>	<p>Communicates in English, using sentences that may be incomplete (may contain grammatical errors and may mix English with home language)</p> <p><b>Possible Examples:</b></p> <ul style="list-style-type: none"> <li>Communicates in a parent while playing with a dog, "Yes," to a parent when holding up the bowl of the dog</li> <li>Looks at parent in home language and points to a picture of the dog, "Yes," to a parent when holding up the bowl of the dog</li> <li>Communicates in English, "Yes," to a parent when holding up the bowl of the dog</li> </ul>	<p>Communicates in English, often using complete sentences, often a variety of word and structural elements and may mix English with home language</p> <p><b>Possible Examples:</b></p> <ul style="list-style-type: none"> <li>Communicates in English, "Yes," to a parent when holding up the bowl of the dog</li> <li>Looks at parent in home language and points to a picture of the dog, "Yes," to a parent when holding up the bowl of the dog</li> <li>Communicates in English, "Yes," to a parent when holding up the bowl of the dog</li> </ul>

☐ Child is emerging to the next developmental level

☐ Unable to use this measure due to extended absence

© 2021 California Department of Social Services

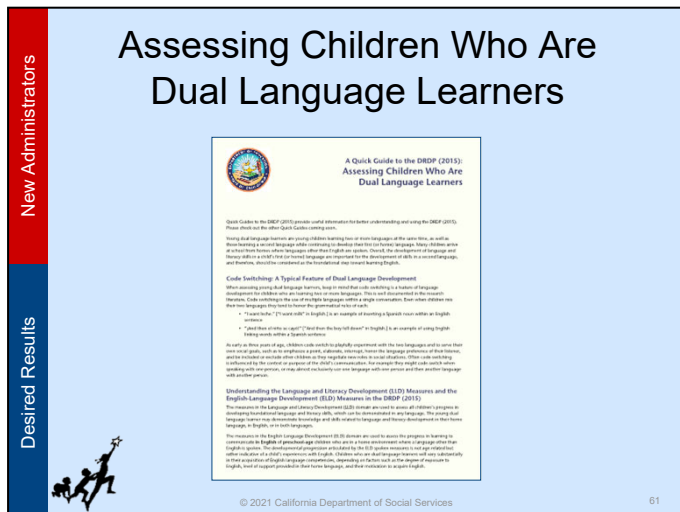
60

## Script:

The descriptors in the first two levels (Discovering Language and Discovering English) refer to the child's use of their home language.

## DESIRED RESULTS TRAINING

## SESSION 3: DRDP Handout



None

### Script:

In the folder is the handout *Assessing Children Who are Dual Language Learners*, which explores code switching.

Give teachers time to read the handout (8-10 minutes) and circle what is important to them.

Ask, "What are some things that stood out to you from the handout?"


Use chart paper to chart responses about code switching.

New Administrators

Desired Results

## Code Switching

- Typical of dual language development
- Use of multiple languages in one conversation
- Uses grammatical rules of each language (at the 3 and 4-year-old level of course!)
- Influenced by context and purpose



© 2021 California Department of Social Services 62

None

### Script:

What we observed the children doing is code switching.

What is code switching?



- Typical of dual language development
- Use of multiple languages in one conversation
- Uses grammatical rules of each language-of course at the three and four-year-old level!
- Influenced by context and purpose

New Administrators

Desired Results

## Key points for LLD & ELD

1. LLD is used with all children to measure progress in their home language.
2. ELD is used with any child where a language other than English is spoken in the home.



© 2021 California Department of Social Services 63

None

### Script:

The Language and Literacy Development measures are used to assess progress in developing foundational language and literacy skills. These measures are used with all children. Children who are dual language learners may demonstrate mastery in their home language, in English, or in both. This is true not only for Language and Literacy Development, but for all other domains as well, except for the English Language Development domain.

The four English-Language Development measures are used to document and assess progress in learning to communicate in English. These four measures are used if a language other than English is spoken in the child's home.

Communication in all languages the child uses should be considered when collecting documentation and completing the measures in all domains.

Refer to Intro 6 and the appendices for more information on Assessing Dual Language Learners.

## DESIRED RESULTS TRAINING

## SESSION 3: DRDP Handout

None

The slide is titled "Completing a Developmental Profile". It features a vertical sidebar on the left with a red top section labeled "New Administrators" and a blue bottom section labeled "Desired Results". The main content area has a light blue background and displays three overlapping screenshots of the DRDP (2015) forms. The top-left form is the "Infant/Toddler Comprehensive View", the middle form is the "Preschool Comprehensive View", and the bottom-right form is the "School-Age Comprehensive View". Each form includes the title "DRDP (2015)", a subtitle, and a row of five small images. The bottom of the slide contains a small logo of three people running, the copyright notice "© 2021 California Department of Social Services", and the page number "64".

Activity: Completing a Developmental Profile

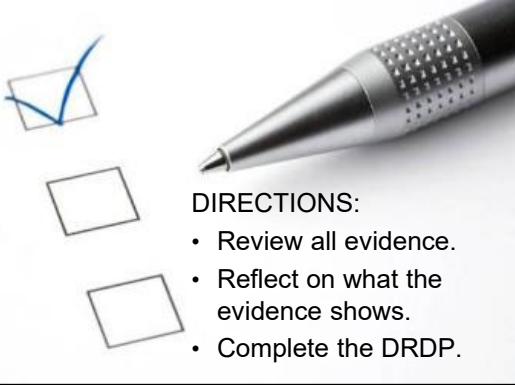
## DESIRED RESULTS TRAINING

## SESSION 3: DRDP Handout

New Administrators

Desired Results

### Into Practice



**DIRECTIONS:**

- Review all evidence.
- Reflect on what the evidence shows.
- Complete the DRDP.

© 2021 California Department of Social Services 65

**None**

New Administrators

Desired Results

### The Child's Developmental Progress form is designed to...

- Describe the child's development to parents
- Engage parents as partners in supporting curriculum objectives for the child
- Assist in determining curriculum objectives to support the child's development
- Complete twice per year prior to the parent conference



© 2021 California Department of Social Services 66

None

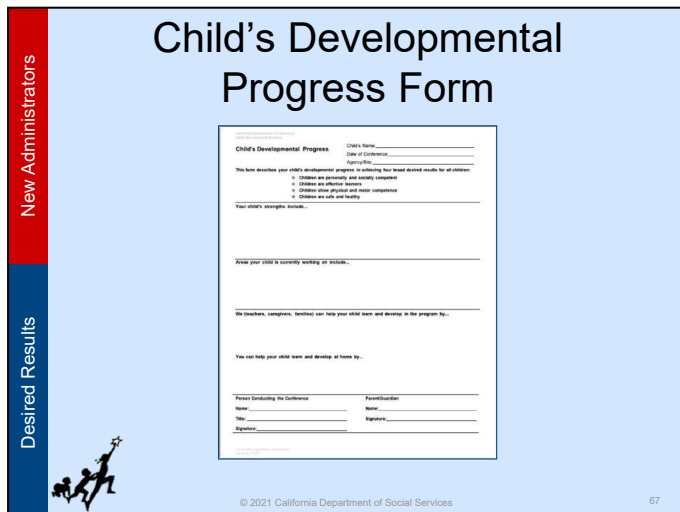
### Script:

A progress form is used during parent conferences to describe children's development and growth.

The progress form provides a review of the child's strengths, areas that need improvement, and goals for developmental growth in the program and at home.

The information teachers write on the form is based on the DRDP, observations, work samples, and other evidence from the child's portfolio, as well as information provided by parents.





The image shows a slide titled "Child's Developmental Progress Form". On the left side of the slide, there is a vertical red bar with the text "New Administrators" and a blue bar with the text "Desired Results". Below the blue bar is a small graphic of three children running. The main content of the slide is a form titled "Child's Developmental Progress". The form includes fields for "Child's Name", "Date of Conference", and "Parent/Teacher". It also has a section for "This form describes your child's development progress in achieving four broad desired results for all children:" followed by a list of four results: "Children are physically and socially competent", "Children are effective learners", "Children show physical and motor competence", and "Children are safe and healthy". There are also sections for "Your child's strengths include:", "Areas your child is currently working on include:", "We (teachers, caregivers, families) can help your child learn and develop in the program by:", and "You can help your child learn and develop at home by:". At the bottom, there are fields for "Person Conducting the Conference" (Name, Title, Signature) and "Parent/Teacher" (Name, Title, Signature). The footer of the slide includes "© 2021 California Department of Social Services" and "67".

None

### Script:

This format may be used to encourage a conversation with parents about their role as the child's first and most important teacher and stress the importance of the parents' involvement and participation in the process of the child's learning and growth.

Teachers are also encouraged to use the parent report from DRDP Online to supplement the Child Developmental Progress form.

Scheduled parent conferences are to occur at least two times each program year.

## DESIRED RESULTS TRAINING

## SESSION 3: DRDP Handout

**Completing the Child's Developmental Progress Form**

**Child's Developmental Progress**

Child's Name \_\_\_\_\_  
Date of Conference \_\_\_\_\_  
Age/Grade \_\_\_\_\_

You have described your child's development progress in achieving four broad desired results for all children:

- Children are physically and socially competent
- Children are self-regulating
- Children show attention and motor competence
- Children are safe and healthy

Your child's strengths include \_\_\_\_\_

Areas your child is currently working on include \_\_\_\_\_

We (teachers, caregivers, families) can help your child learn and develop in the program by \_\_\_\_\_

You can help your child learn and develop at home by \_\_\_\_\_

Person Submitting the Conference

Name \_\_\_\_\_ Title \_\_\_\_\_ Signature \_\_\_\_\_

Parent/Caregiver

Name \_\_\_\_\_ Signature \_\_\_\_\_

**DIRECTIONS:**

1. Summarize DRDP findings
2. List:
  - 3 strengths
  - 1 area for improvement
  - A way the program helps

© 2021 California Department of Social Services 68

None

## Activity: Completing a Child's Developmental Progress Form

**DRDP Online**

**\*Now required of all California programs\***



Get information about DRDP Online on the Desired Results website: [www.desiredresults.us](http://www.desiredresults.us)

© 2021 California Department of Social Services 69

None

### Script:

DRDP Online accounts are free for CDE/DSS funded programs, Head Start programs, California tribal CCDF, and for California K-12 school districts and all programs associated with California Quality Counts.

There are many free tutorials and webinars available to support implementation of DRDP Online.

Program staff may schedule an appointment for support or join free webinars: <https://www.desiredresults.us/drdp-online-resources>

**DRDP data is compiled by...**

<ul style="list-style-type: none"><li>▪ Individual child</li><li>▪ Classroom</li><li>▪ Contract</li></ul>	<ul style="list-style-type: none"><li>▪ DRDP Online</li><li>▪ Commercial software programs</li></ul>
---	--

© 2021 California Department of Social Services 70

**None**

**Script:**

Data on the DRDP is collected first at the individual child level, then at the classroom level, and then compiled at the contract level.

DRDP Online provides an online system of tools for summarizing DRDP data.


Although the individual child and classroom data is kept on site and is not sent to ELCD, it will be reviewed during your CPM/CMR. This data is also compiled and used to complete the Program Action Plan.

New Administrators

Desired Results

## What is DRDP Online?

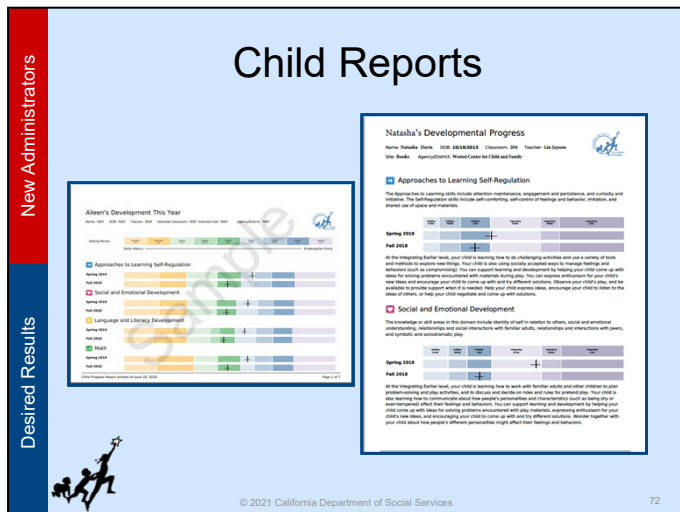
- An online data entry system
- An easy way to compile information about your students
- Tool for printing out summary reports



© 2021 California Department of Social Services 71

**None****Script:**

Teachers can complete the DRDP assessment using the DRDP Online system, via the internet using a password and username. The system allows for automatic storage of DRDP data. It also allows programs to be completely paperless when completing the assessment. The data entry system compiles all the data and provides multi level summary reports by student, or by group, and even subgroup that can be shared with families and administrators.



None

### Script:

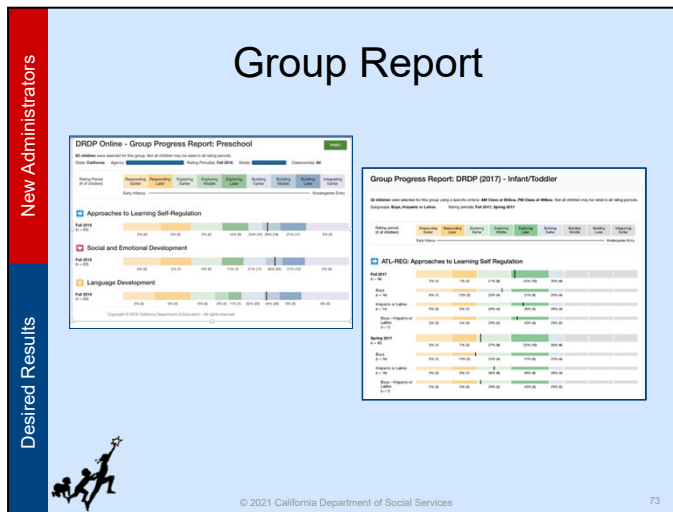
The child development this year report, shows the child's overall developmental level in each separate domain. Child Report—provides psychometrically valid domain level information for individual children. Teachers can use this information to visually see where children are strong in their development and where they may need additional support.

Psychometric measurement is how the DRDP Online system calculates the correct distances of growth from one developmental level to the next.

“The Parent Report provides information from the DRDP assessment about your child’s knowledge, skills, and behaviors across a range of areas of development, called domains” (Parent Report Guidance for Teachers, California Department of Education).

The parent report does not specify the strengths or the areas of growth for children, it provides generic statements in the box that are helpful. But teachers must add to the boxes to individualize the information for that specific child.

Parent reports should be discussed with families, not just printed and handed out.



None

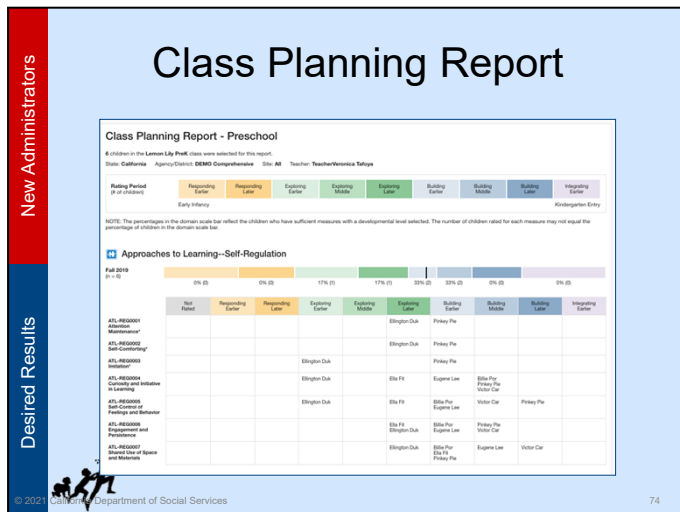
## Script:

The Group Progress Report provides information on one rating period for an agency, program, site or classroom. The Group Cohort Report will show subgroup data along with the overall group data. The data will be available for all the domains completed by the program.

Teachers may use this information in their classroom to provide specific strategies to meet the needs of their groups. Administrators may use the Group Report to analyze data across the program and use the information to provide professional development or make changes for program improvement.

## DESIRED RESULTS TRAINING

## SESSION 3: DRDP Handout



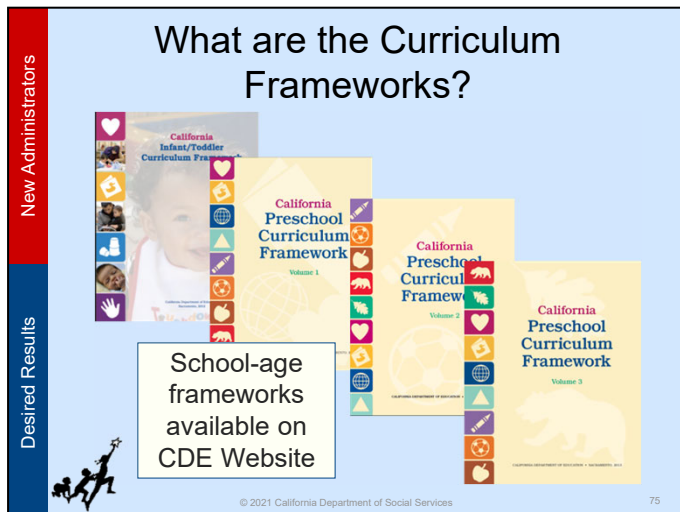
None

### Script:

The Class Planning Report helps teachers to modify instructional planning and meet individual needs.

Each report has the domain score of the specific domain at the top with numbers and percentages. Below that bar are all the measures within that domain and where each individual child was rated for each measure.





None

**Script:**

After compiling your data, action steps must be written to address the data.


The Curriculum Framework chapters provide information to support children's learning in the areas described in the California Learning and Development Foundations.

The icons and their colors are used to identify domain sections inside of the book. We will look at the sections of the book on the next slide.

New Administrators

## What does the framework do?

“Created as a companion to the *California Preschool Learning Foundations, Volume 1*, this framework presents strategies and information to enrich learning and development opportunities for all of California’s preschool children” (Preschool Curriculum Framework, p. v)



Desired Results

© 2021 California Department of Social Services 78

None

### Script:


There is a companion Curriculum Framework for each volume of the California Learning and Development Foundations.

New Administrators

Desired Results

### Tips When Planning

- Review current curriculum to find links with the DRDP.
- Summarize children's progress by reviewing, discussing, and consulting with others who know them.
- Reflect on your collection of observations, including photos, notations, audio tapes, sketches, etc.
- Consult other resources to support planning for the needs of children's developmental levels.



© 2021 California Department of Social Services 77

None

### Script:

It's important to plan to observe. When planning an activity for children, think about what to plan in relation to the DRDP. This does not mean setting up a testing situation, rather creating an invitation for children to have interactions with materials, their peers, or an adult that might provide an observation opportunity related to the DRDP.

## DESIRED RESULTS TRAINING

## SESSION 3: DRDP Handout

New Administrators

Desired Results

### All teachers...

must use the results of assessments of children's progress to support each child's learning and development.



© 2021 California Department of Social Services 78

**None**

### Script:

All teachers, whether teaching in a Head Start or state preschool program, must use the results of the DRDP to support each child's learning and development.

**DRDP Summary of Findings**

California Department of Education  
Early Education and Support Division  
March 2018

EEED 3000

Desired Results Developmental Profile Summary of Findings  
Classroom and Family Child Care Home (EEED 3000)

Contractor Legal Name	
Contract Type and/or FCCEN	Age Group (Infant/Toddler, Preschool, School-Age)
Planning Date	Lead Planner Name and Position
Follow-up Date(s)	Lead Planner Name and Position

This form can be expanded and is not limited to a single page.

Key Findings from Developmental Profile	Action Steps (Including planned learning opportunities, observations and materials, family engagement)	Expected Completion Date and/or Ongoing Implementation and Persons Responsible	Follow-Up and Reflection (Changes made, when completed, time expended)
Ask: Developmentally, what do we know about the children currently enrolled in our classroom?	Ask: What goals can we set to meet the needs of the children currently enrolled in our classroom?	Ask: How do we accomplish our classroom goals?	Ask: By when?

© 2021 California Department of Social Services 79

None

**Script:**

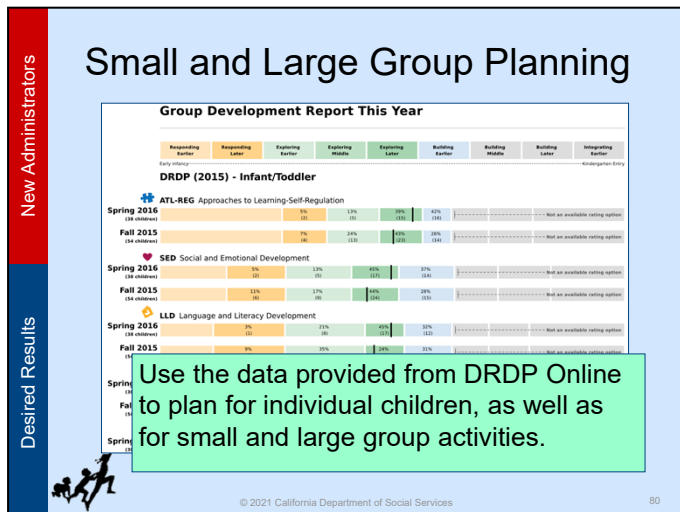
Programs are required to summarize the data both at the classroom and contract level to determine key findings and action steps. These are trends or main points that require action. Think about where teachers want to see change or progress for the children in their class based on their data. Where will you put time, energy, and resources to see change?

**Trainer note:**

After sharing, ask participants to view the sample DRDP Classroom Summary of Findings.

These findings will inform administrators and guide them in making continuous program improvements.

ELCD field service consultants will be checking the DRDP Classroom Summary of Findings forms to make sure programs are using the data to inform the “continuous improvement” process.



None

## Script:

This is one example of what the data may look like. This is a Progress this Year report. In your classroom or agency planning process, you would look at the DRDP data that is provided through your DRDP Online reports to support planning for the groups of children in your own classroom.

## DESIRED RESULTS TRAINING

## SESSION 3: DRDP Handout

None

New Administrators

### Writing a DRDP Summary of Findings

California Department of Education  
Early Education and Support Division  
March 2019

**Desired Results Developmental Profile Summary of Findings**  
Classroom and Family Child Care Home (EESD 3900)

Contractor Legal Name		Age Group (Infant/Toddler, Preschool, School Age)	
Contract Type and/or FGSID#		Lead Planner Name and Position	
Planning Date		Lead Planner Name and Position	
Follow-up Date(s)			

This form can be expanded and is included in a DRDP app.

Key Findings from Developmental Profile	Action Steps (Identifying planned learning opportunities, interventions and teaching strategies, environment and materials, family engagement)	Expected Completion Date and/or Ongoing Implementation and Progress Requirements	Follow Up and Reflection (Changes made, data collected, observations, etc.)
Ask: Developmentally, what do we know about the children currently enrolled in our classroom?	Ask: What goals can we set to meet the needs of the children currently enrolled in our classroom?	Ask: How do we measure progress?	

DIRECTIONS:

1. Review narrative and DRDP Group Data Summary.
2. Identify **key findings**.
3. Draft **action steps**.

Desired Results

© 2021 California Department of Social Services

81

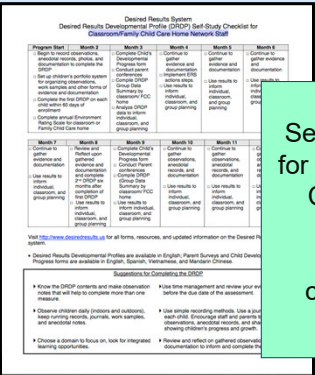
## Activity: Writing a Summary of Findings

## DESIRED RESULTS TRAINING

## SESSION 3: DRDP Handout

New Administrators
Desired Results

### Self-Study Checklist



Use the  
Self-Study Checklist  
for Classroom/Family  
Childcare Home  
Network Staff  
to plan  
classroom/group  
calendar

82

None

### Script:

Let's create a calendar of how we collect and organize documentation, when the first DRDPs are due, and when to complete the classroom summary of findings.



## DESIRED RESULTS TRAINING

## SESSION 3: DRDP Handout

New Administrators





Desired Results

# Thank you!



© 2021 California Department of Education 83

None

New Administrators	Desired Results	<h2 style="text-align: center;">Desired Results Developmental Profile® (DRDP) Observation Assessment Instrument</h2> <div style="display: flex; justify-content: space-around; align-items: center;">    </div> <div style="display: flex; justify-content: space-between; align-items: center; margin-top: 20px;">  <div style="text-align: center;"> <small>© 2021 California Department of Social Services</small>  <small>1</small> </div> </div>
--------------------	-----------------	---

---

---

---

---




---

---

---

---

1

New Administrators	Desired Results	<h2 style="text-align: center;">We observe...</h2> <ul style="list-style-type: none"> <li>• As each child interacts with other children, adults, and environment</li> <li>• In the natural program setting</li> </ul> <div style="display: flex; justify-content: space-around; align-items: center; margin-top: 20px;">   </div> <div style="display: flex; justify-content: space-between; align-items: center; margin-top: 20px;">  <div style="text-align: center;"> <small>© 2021 California Department of Social Services</small>  <small>2</small> </div> </div>
--------------------	-----------------	---

---

---

---

---



---

---

---

---

2

New Administrators	Desired Results	<h2 style="text-align: center;">And we observe...</h2> <p>As children participate in the typical daily program</p> <div style="display: flex; justify-content: space-around; align-items: center; margin-top: 20px;">  </div> <div style="display: flex; justify-content: space-between; align-items: center; margin-top: 20px;">  <div style="text-align: center;"> <small>© 2021 California Department of Social Services</small>  <small>3</small> </div> </div>
--------------------	-----------------	---

---

---

---

---

---

---

---

---

3

New Administrators	<h2>Collected documentation includes:</h2> <div>  <ul style="list-style-type: none"> <li>• Anecdotal notes</li> <li>• Photos</li> <li>• Work samples</li> <li>• Other evidence of knowledge and behaviors</li> </ul> </div>
Desired Results	

© 2021 California Department of Social Services 4

---

---

---

---

---

---

---

---

4

New Administrators	<h2>DRDP enables us to...</h2> <div>  <p>determine how children are benefiting from programs.</p> </div>
Desired Results	

© 2021 California Department of Social Services 5

---

---

---

---

---

---

---

---

5

New Administrators	<h2>The DRDP Assists Providers</h2> <p>in meeting each child's developmental needs in each classroom or family child care home.</p> <div>  </div>
Desired Results	

© 2021 California Department of Social Services 6

---

---

---

---

---

---

---

---

6

New Administrators	<h2>The DRDP provides...</h2> <p>a "snapshot" of the child's development.</p>
Desired Results	

 © 2021 California Department of Social Services 7

7

---

---

---


---


---

---

---

---

New Administrators	<h2>The DRDP provides a</h2> <p>framework for showing children's progress over time</p>
Desired Results	

 © 2021 California Department of Social Services 8

8

---

---

---


---

---

---

---

---

New Administrators	<h2>DSS Child Care Bulletins</h2> <p>In accordance with Senate Bill (SB) 98 (Chapter 24, Statutes of 2020), effective July 1, 2021, the following programs transferred to the California Department of Social Services (CDSS), Child Care and Development Division (CCDD)...</p>
Desired Results	

© 2021 California Department of Social Services 9

9

---

---

---

---

---

---

---

---

New Administrators

Desired Results

## Desired Results Access Project

<http://www.draccess.org>

© 2021 California Department of Social Services 10

10

---

---

---

---

---

---

---

---

---

---

New Administrators

Desired Results

## DRDP Appendices

When children are served by both *Early Learning and Care Division* and *Special Education Division* programs, the teachers and specialists are to collaborate on one assessment following the more stringent timeline and handle DRDP data according to the requirements of each division.

© 2021 California Department of Social Services 11

11

---

---

---

---

---

---

---

---

---

---

New Administrators

Desired Results

## Treasure Hunt - Version 1

© 2021 California Department of Social Services 12

12

---

---

---

---

---

---

---

---

---


---

New Administrators


Desired Results

## DRDP Guidelines

**An age-appropriate version of the DRDP must be completed** within 60 calendar days of the child's enrollment and every six months thereafter.



60 calendar days  
and every 6 months  
thereafter



© 2021 California Department of Social Services

13

---

---

---

---

---

---

---



---


13

New Administrators

Desired Results

## Teachers and staff need to be familiar with the DRDP



© 2021 California Department of Social Services

14

---

---

---

---

---

---

---

---

14


New Administrators

Desired Results

## The DRDP was developed by the:

- California Department of Education, Child Development Division (now Early Learning and Care Division)
- WestEd Center for Child & Family Studies
- University of California, BEAR Center

*with valuable input from teachers and directors who participated in the research study*



© 2021 California Department of Social Services

15

---

---

---

---


---

---

---

---

15

New Administrators	<h2 style="text-align: center;">DRDP Alignment</h2>  <p style="text-align: center;">© 2021 California Department of Social Services</p>
Desired Results	

16

---

---

---


---

---

---

---

---

New Administrators	<h2 style="text-align: center;">Build a Tower</h2> <ul style="list-style-type: none"> <li>• Use the items on your table.</li> <li>• As a group, build a tower.</li> <li>• You have five minutes.</li> </ul>  <p style="text-align: center;">© 2021 California Department of Social Services</p>
Desired Results	

17

---

---

---

---

---

---

---

---

New Administrators	<h2 style="text-align: center;">Key Points</h2> <ul style="list-style-type: none"> <li>• What was your first step?</li> <li>• How did you know to start there?</li> <li>• What does this have to do with children's learning?</li> </ul> <p style="text-align: center;">© 2021 California Department of Social Services</p>
Desired Results	

18

---

---

---



---

---

---

---

---

New Administrators	Why was it important to align the DRDP to the foundations?
	<p>To ensure we assess what we want children to learn and that it is aligned to what is appropriate for children of this age.</p> 
Desired Results	 <p>© 2021 California Department of Social Services 19</p>

19

---

---

---


---

---

---

---

---

New Administrators	What is the relationship between the DRDP and the foundations?
	<ul style="list-style-type: none"> <li>• The <b>foundations</b> tell us how children, with adequate support, typically learn and develop.</li> <li>• The <b>DRDP</b> provides a structure and a tool for recording an individual child's development and documenting progress.</li> <li>• All volumes of the California Learning and Development Foundations provide the research backing for the DRDP (2015).</li> </ul>
Desired Results	 <p>© 2021 California Department of Social Services 20</p>

20

---

---

---



---

---

---

---

---

New Administrators	A Full Continuum Assessment
	
Desired Results	 <p>© 2021 California Department of Social Services 21</p>

21

---

---

---

---

---

---

---

---



22

23

24

---

---

---

---

---

---

---

---

---

---

---

---

---

---

---

---

---

---

New Administrators

Desired Results

## Remember, the examples listed...

are only a few ways a child might demonstrate a particular developmental level.

25

---

---

---

---

---

---

---

---

New Administrators

Desired Results

## DRDP at a Glance

DRDP (2015) Developmental Domains & Measures at a Glance				
<b>Developmental Domains</b> ATL-REG: Approaches to Learning-Skill Acquisition SED: Social and Emotional Development LLD: Language and Literacy Development ELD: English Language Development CGD: Cognitive Development, Includes Math and Science PD-HLTH: Physical Development-Health HSB: History-Social Science VPA: Visual and Performing Arts				
<b>DRDP (2015) Infant/Toddler Comprehensive View</b> For use with infants and toddlers 5 Developmental Domains 28 Measures ATL-REG: (5) SED: (5) LLD: (5) CGD: (5) PD-HLTH: (8)	<b>DRDP (2015) Infant/Toddler Essential View</b> For use with infants and toddlers 5 Developmental Domains 21 Measures ATL-REG: (4) SED: (4) LLD: (5) CGD: (4) PD-HLTH: (4)	<b>DRDP (2015) Preschool Comprehensive View</b> For use with preschool-age children 6 Developmental Domains 58 Measures ATL-REG: (7) SED: (5) LLD: (10) ELD: (4) CGD: (11) PD-HLTH: (10) HSB: (5) VPA: (4)	<b>DRDP (2015) Preschool Fundamental View</b> For use with preschool-age children 6 Developmental Domains 43 Measures ATL-REG: (7) SED: (5) LLD: (10) ELD: (4) CGD: (7) PD-HLTH: (10)	<b>DRDP (2015) Preschool Essential View</b> For use with preschool-age children 6 Developmental sub-Domains 29 Measures ATL-REG: (4) SED: (4) LLD: (7) ELD: (4) CGD: (6) PD-HLTH: (4)

26

---

---

---

---

---

---

---

---

New Administrators

Desired Results

The Four Ds

Domains

Definitions

Developmental levels

Descriptors

LOOK to the 4 Ds:  
Domains, definitions, developmental levels, and descriptors to clarify the intent of each measure.

27

---

---

---

---

---



---

---

---

DRDP-94

9

New Administrators	<h2 style="text-align: center;">The DRDP is an</h2> <h3 style="text-align: center;">Observation-based assessment instrument</h3>	
		

© 2021 California Department of Social Services

28

28

---

---

---


---

---

---

---

---

New Administrators	<h2 style="text-align: center;">The Power of Observation</h2>	
		<p>“Getting to know children as people and as learners gives you the information you need to be an effective decision maker in the classroom.”</p> <p><i>The Power of Observation</i></p>

© 2021 California Department of Social Services

29

29

---

---

---


---

---

---

---

---

New Administrators	<h2 style="text-align: center;">Motivation</h2>	
	<p>“With the information you learn from observing, you can:</p> <ul style="list-style-type: none"> <li>• select the right materials,</li> <li>• plan appropriate activities, and</li> <li>• ask questions that guide children in learning to understand the world around them.”</li> </ul> <p><i>The Power of Observation</i></p>	

© 2021 California Department of Social Services

30

30

---

---

---

---

---

---


---

---

New Administrators

### Develop Methods for Recording Observations and Collecting Evidence



- Anecdotal records
- Photographs
- Audio and video records
- Running records
- Sketches
- Work samples
- Daily logs
- Frequency counts



© 2021 California Department of Social Services

31

---

---

---

---

---

---


---


---

31

New Administrators

### Noticing Descriptions and Interpretations





© 2021 California Department of Social Services

32

---

---

---

---

---

---


---

---

32

New Administrators

### Still Photo Observation



Adapted by permission, The Art of Awareness © 2000 Deb Curtis and Margie Carter, Redleaf Press. St. Paul, Minnesota, [www.redleafpress.org](http://www.redleafpress.org).

© 2021 California Department of Social Services

33

---

---

---

---

---

---

---

---

33

New Administrators

## Definitions: Descriptive and Interpretive

### Descriptive

What are the specific details?

What you actually...

- Observed
- Read
- Heard

*Example: He is holding shirt with one hand and pen in other hand.*

### Interpretive

What were your initial reactions?

How you felt about what you...

- Observed
- Read
- Heard

*Example: He looks worried.*

Desired Results

© 2021 California Department of Social Services

34

---

---

---

---

---

---

---

---

34

New Administrators

## Steps to Completing the DRDP

Desired Results

© 2021 California Department of Social Services

35

---

---

---

---

---

---

---

---

35

New Administrators

## Complete the Information Page

Desired Results

© 2021 California Department of Social Services

36

---

---

---

---

---

---

---

---

36

New Administrators

Desired Results

Domains

Definitions

Developmental levels

Descriptors

The Four Ds

**LOOK to the 4 Ds:**  
**Domains, definitions, developmental levels, and descriptors to clarify the intent of each measure.**

37

---

---

---

---

---

---

---

---

New Administrators

Desired Results

## A Deeper Look at the Descriptors

Each developmental level has a **descriptor** that defines the behaviors that would be observed if a child were at that developmental level.

Responding		Exploring		Building		Integrating	
Earlier	Later	Earlier	Later	Earlier	Middle	Later	
Responds to people or objects in basic ways	Responds to changes in the number of objects observed or interacted with	Demonstrates awareness of quantity	Uses number names, but not always correctly, in situations related to number or quantity	Identifies small quantities without counting, up to three	Counts up to five objects using one-to-one correspondence; and further numbers in order, one through ten	Shows understanding that the last number counted is the total number of objects in the group	Solves simple everyday problems involving numbers by counting up to ten objects using one-to-one correspondence; and further numbers correctly, up to 20

**Descriptor**

38

---

---

---

---

---

---

---

---

New Administrators

Desired Results

Responding		Exploring		Building		Integrating
Earlier	Later	Earlier	Later	Earlier	Middle	Later
Responds to people or objects in basic ways	Responds to changes in the number of objects observed or interacted with	Demonstrates awareness of quantity	Uses number names, but not always correctly, in situations related to number or quantity	Identifies small quantities without counting, up to three	Counts up to five objects using one-to-one correspondence; and further numbers in order, one through ten	Shows understanding that the last number counted is the total number of objects in the group

If the descriptor has ; followed by **and**, the child must demonstrate all the behaviors, but not necessarily during the same observation.

**BUT**

39

---

---

---

---

---

---

---

---

DRDP-98

13

New Administrators

## When the Descriptor Says AND

Developmental Domain: COG — Cognition, Including Math and Science

**COG 7: Shapes**  
Child shows an increasing knowledge of shapes and their characteristics.

Mark the latest developmental level the child has mastered:

Responding		Exploring		Building		Integrating
Earlier	Later	Earlier	Later	Earlier	Later	Earlier
	There are no similar items for this descriptor.	Explores shapes of objects	Manipulates objects based on shape	Matches similar shapes and distinguishes them from dissimilar shapes without labels.	Identifies or names several shapes in the environment (e.g., circles, squares, diamonds).	Recognizes shapes when they are presented in different orientations or as
						Describes several shapes and the differences between them.

If the descriptor says **and**, then the child must be able to demonstrate all of the behaviors during the same observation.

Desired Results

© 2021 California Department of Social Services 40

---

---

---

---

---

---

---

---

---

---

40

New Administrators

## When the Descriptor Says OR

Developmental Domain: COG — Cognition, Including Math and Science

**COG 3: Number Sense of Quantity**  
Child shows increasing understanding of number and quantity.

Mark the latest developmental level the child has mastered:

Responding		Exploring		Building		Integrating
Earlier	Later	Earlier	Later	Earlier	Later	Earlier
Responds to people or objects in basic ways.	Responds to changes in the number of objects observed or interacted with.	Demonstrates awareness of quantity.	Uses number names, but not always correctly, in situations related to number or quantity.	Identifies small quantities without counting, up to three.	Counts up to five objects using one-to-one correspondence; and Recites numbers in order, one through ten.	Shows understanding that the last number counted is the total number of objects in the group.
						Solves simple everyday problems involving counting, up to 10 objects using one-to-one correspondence; and Recites numbers correctly, up to 20.

If the descriptor says **or**, a child only needs to demonstrate the behavior in one of the listed ways.

Desired Results

© 2021 California Department of Social Services 41

---

---

---

---

---

---

---

---

---

---

41

New Administrators

## A Deeper Look at the Descriptors

- Look at COG 3 and COG 7.
- Read each descriptor carefully:
  - Circle the word **or**
  - Highlight ; followed by AND
  - Underline **AND** (when it connects two skills)
- Did you get them all?

Desired Results

© 2021 California Department of Social Services 42

---

---

---

---

---

---

---

---

---

---

42

New Administrators	<h2 style="text-align: center;">Cognition Sample</h2> <div style="text-align: right;">43</div>
Desired Results	

43

---

---

---

---

---

---

---

---

New Administrators	<h2 style="text-align: center;">A Deeper Look at the Descriptors</h2> <ul style="list-style-type: none"> <li>• What is the child able to do?</li> <li>• Look at COG 3 and COG 7 and their descriptors.</li> <li>• Which parts of the descriptors can the child do?</li> </ul> <div style="text-align: right;">44</div>
Desired Results	

44

---

---

---

---

---

---

---

---

New Administrators	<h2 style="text-align: center;">Developmental Level Activity</h2> <p>Where are you in your development...as a cook?</p> <div style="text-align: right;">45</div>
Desired Results	

45

---

---

---

---

---

---

---

---





New Administrators

Desired Results

## How do children demonstrate a developmental level is mastered?

A developmental level is mastered when the child typically demonstrates the behavior(s)

- ✓ Consistently over time
- ✓ In different situations or settings



© 2021 California Department of Social Services 49

49

---

---

---

---

---

---

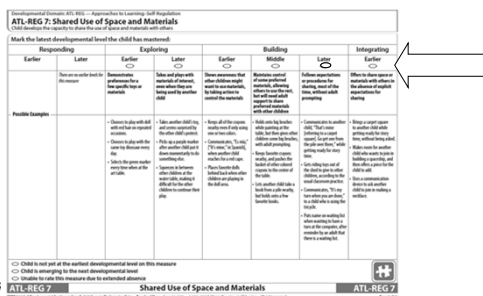
---

---

New Administrators

Desired Results

## Based on observations, fill-in one bubble that best describes the child's latest developmental level mastered



© 2021 California Department of Social Services 50

50

---

---

---

---

---

---

---

---

New Administrators

Desired Results

## Is the child emerging?

After marking the developmental level mastered, ask "Is the child emerging to the next level by demonstrating behaviors from the next developmental level, but not yet typically or consistently?" If so...



© 2021 California Department of Social Services 51

51

---

---

---

---

---

---

---

---

Desired Results

New Administrators

# Emerging


Below are the minimum standards for each level of the Emerging, Building, and Integrating levels of the ATL-REG 7: Shared Use of Space and Materials.

Check Scores on the Scale to the right of Space and Materials with others.

Emerging		Building		Integrating	
Earlier	Later	Earlier	Later	Earlier	Later
<p><b>ATL-REG 7: Shared Use of Space and Materials</b></p> <p>Mark the lowest developmental level that describes the student.</p>					
<p><b>Emerging</b></p> <p>Does not create their own design.</p> <p>Does not use space and materials in a way that is appropriate for the task.</p>		<p><b>Building</b></p> <p>Does not use space and materials in a way that is appropriate for the task.</p> <p>Does not use space and materials in a way that is appropriate for the task.</p>		<p><b>Integrating</b></p> <p>Does not use space and materials in a way that is appropriate for the task.</p> <p>Does not use space and materials in a way that is appropriate for the task.</p>	
<p><b>Possible Examples</b></p> <p>• Does not use space and materials in a way that is appropriate for the task.</p> <p>• Does not use space and materials in a way that is appropriate for the task.</p> <p>• Does not use space and materials in a way that is appropriate for the task.</p>		<p>• Does not use space and materials in a way that is appropriate for the task.</p> <p>• Does not use space and materials in a way that is appropriate for the task.</p> <p>• Does not use space and materials in a way that is appropriate for the task.</p>		<p>• Does not use space and materials in a way that is appropriate for the task.</p> <p>• Does not use space and materials in a way that is appropriate for the task.</p> <p>• Does not use space and materials in a way that is appropriate for the task.</p>	

☐ Did not meet any of the earliest developmental level on this scale.  
☐ Did not meet any of the earliest developmental level on this scale.  
☐ Did not meet any of the earliest developmental level on this scale.

**ATL-REG 7** **Shared Use of Space and Materials** **ATL-REG 7**


 FLORIDA DEPARTMENT OF EDUCATION  
 2015-2016 Florida Department of Education

© 2011 Florida Department of Social Services

52

---

---

---

---

---

---

[illegible]

---

---

---

---

---

---

[illegible]

---

---

---

---

---

---

New Administrators

Desired Results

## Conditional Measures

© 2021 California Department of Social Services

55

---

---

---

---

---

---

---

---

---

---

New Administrators

Desired Results

## Conditional Measures

© 2021 California Department of Social Services

56

---

---

---

---

---

---

---

---

---

---

New Administrators

Desired Results

## Preschool English-Language Development Measures

© 2021 California Department of Social Services

57

---

---

---

---

---

---

---

---

---

---

New Administrators

Desired Results

## English-Language Development Measures

- ELD 1: Comprehension of English (Receptive English)
- ELD 2: Self-Expression in English (Expressive English)
- ELD 3: Understanding and Response to English Literacy Activities
- ELD 4: Symbol, Letter, and Print Knowledge in English

© 2021 California Department of Social Services

58

---

---

---

---

---

---

---

---

---

---

New Administrators

Desired Results

## Child's Language Information

© 2021 California Department of Social Services

59

---

---

---

---

---

---

---

---

---

---

New Administrators

Desired Results

## The Developmental Levels for ELD

© 2021 California Department of Social Services

60

---

---

---

---

---



---

---

---

---

---

New Administrators	<h2>Assessing Children Who Are Dual Language Learners</h2> 
	 <p>© 2021 California Department of Social Services 61</p>

61

---

---

---

---

---


---

---

---

---

---

New Administrators	<h2>Code Switching</h2> <ul style="list-style-type: none"> <li>• Typical of dual language development</li> <li>• Use of multiple languages in one conversation</li> <li>• Uses grammatical rules of each language (at the 3 and 4-year-old level of course!)</li> <li>• Influenced by context and purpose</li> </ul>
	 <p>© 2021 California Department of Social Services 62</p>

62

---

---

---

---

---



---

---

---

---

---

New Administrators	<h2>Key points for LLD &amp; ELD</h2> <ol style="list-style-type: none"> <li>1. LLD is used with all children to measure progress in their home language.</li> <li>2. ELD is used with any child where a language other than English is spoken in the home.</li> </ol>
	  <p>© 2021 California Department of Social Services 63</p>

63

---

---

---

---

---

---

---

---

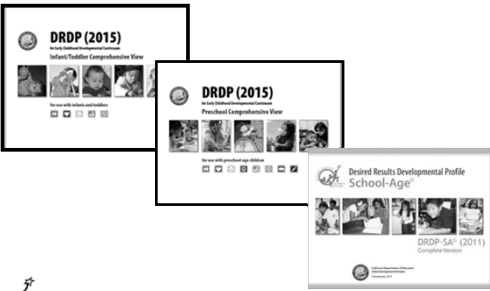
---

---

New Administrators

Desired Results

## Completing a Developmental Profile



© 2021 California Department of Social Services 64

64

---

---

---

---

---

---

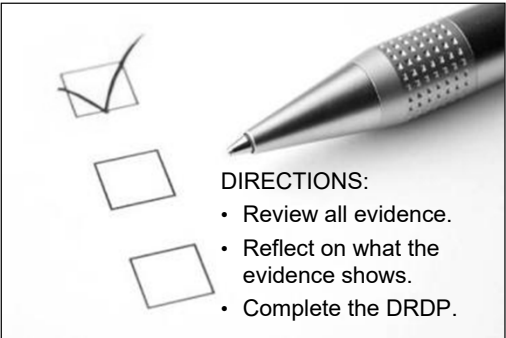
---

---

New Administrators

Desired Results

## Into Practice



**DIRECTIONS:**

- Review all evidence.
- Reflect on what the evidence shows.
- Complete the DRDP.

© 2021 California Department of Social Services 65

65

---

---

---

---

---

---

---

---

New Administrators

Desired Results

## The Child's Developmental Progress form is designed to...

- Describe the child's development to parents
- Engage parents as partners in supporting curriculum objectives for the child
- Assist in determining curriculum objectives to support the child's development
- Complete twice per year prior to the parent conference

© 2021 California Department of Social Services 66

66

---

---

---

---

---

---


---

---

New Administrators

Desired Results

## Child's Developmental Progress Form



© 2021 California Department of Social Services 67

67

---

---

---

---

---

---

---

---


---

---

New Administrators

Desired Results

## Completing the Child's Developmental Progress Form



**DIRECTIONS:**

1. Summarize DRDP findings
2. List:
  - 3 strengths
  - 1 area for improvement
  - A way the program helps

© 2021 California Department of Social Services 68

68

---

---

---

---

---

---

---

---

---

---

New Administrators

Desired Results

## DRDP Online

**\*Now required of all California programs\***



Get information about DRDP Online on the Desired Results website: [www.desiredresults.us](http://www.desiredresults.us)

© 2021 California Department of Social Services 69

69

---

---

---

---

---

---

---

---

---

---



New Administrators

Desired Results

## DRDP data is compiled by...

- Individual child
- Classroom
- Contract

- DRDP Online
- Commercial software programs

70

© 2021 California Department of Social Services

70

---

---

---

---

---

---

---

---

New Administrators

Desired Results

## What is DRDP Online?

- An online data entry system
- An easy way to compile information about your students
- Tool for printing out summary reports

71

© 2021 California Department of Social Services

71

---

---

---

---

---

---

---

---

New Administrators

Desired Results

## Child Reports

72

© 2021 California Department of Social Services

72

---

---

---

---

---

---

---

---

DRDP-109

24

New Administrators

Desired Results

## Group Report

© 2021 California Department of Social Services

73

---

---

---

---

---

---

---

---

New Administrators

Desired Results

## Class Planning Report

© 2021 California Department of Social Services

74

---

---

---

---

---

---

---

---

New Administrators

Desired Results

## What are the Curriculum Frameworks?

School-age frameworks available on CDE Website

© 2021 California Department of Social Services

75

---

---

---

---

---



---

---

---

DRDP-110

25

New Administrators	<h2>What does the framework do?</h2> <p>“Created as a companion to the <i>California Preschool Learning Foundations, Volume 1</i>, this framework presents strategies and information to enrich learning and development opportunities for all of California’s preschool children” (Preschool Curriculum Framework, p. v)</p>
	
Desired Results	

© 2021 California Department of Social Services 76

76

---

---

---



---

---

---

---

---

New Administrators	<h2>Tips When Planning</h2> <ul style="list-style-type: none"> <li>• Review current curriculum to find links with the DRDP.</li> <li>• Summarize children’s progress by reviewing, discussing, and consulting with others who know them.</li> <li>• Reflect on your collection of observations, including photos, notations, audio tapes, sketches, etc.</li> <li>• Consult other resources to support planning for the needs of children’s developmental levels.</li> </ul>
	
Desired Results	

© 2021 California Department of Social Services 77

77

---

---

---



---

---

---

---

---

New Administrators	<h2>All teachers...</h2> <p>must use the results of assessments of children’s progress to support each child’s learning and development.</p>
	
Desired Results	

© 2021 California Department of Social Services 78

78

---

---

---

---

---

---

---

---

New Administrators

## DRDP Summary of Findings

EESD 3000

California Department of Education  
Early Education and Support Division  
March 2016

**Desired Results Developmental Profile Summary of Findings  
Classroom and Family Child Care Home (EESD 3000)**

Contractor Legal Name		Age Group (Infant/Toddler, Preschool, School-Age)	
Contractor Type and/or FOCHEM		Lead Planner Name and Position	
Planning Date		Lead Planner Name and Position	
Follow-up Date(s)		Lead Planner Name and Position	

This form can be expanded and is not limited to a single page.

Key Findings from Developmental Profile	Action Steps (Including general learning opportunities, interventions and teaching strategies, assessment and materials, family engagement)	Expected Completion Date and/or Ongoing Implementation and Progress Report(s)	Follow-Up and Evaluation (Through audit, data analysis, site visit, etc.)
<p><b>Key Findings:</b> What do we know about the children currently enrolled in our classroom?</p> <p><b>Ass.:</b> Developmentally, what do we know about the children currently enrolled in our classroom?</p>	<p><b>Action Steps:</b> What goals can we set to meet the needs of the children currently enrolled in our classroom?</p>	<p><b>Expected Completion:</b> What do we know about the children currently enrolled in our classroom?</p>	<p><b>Follow-Up and Evaluation:</b> What do we know about the children currently enrolled in our classroom?</p>

© 2021 California Department of Social Services
79

79

---

---

---

---

---

---

---

---

New Administrators

## Small and Large Group Planning

**Group Development Report This Year**

Reporting Period	Reporting Label	Reporting Period	Reporting Label	Reporting Period	Reporting Label	Reporting Period	Reporting Label	Reporting Period	Reporting Label
<p><b>DRDP (2015) - Infant/Toddler</b></p> <p><b>ATL-REG Approaches to Learning-Self-Regulation</b></p> <p>Spring 2016: 75% (100%) 75% (100%) 75% (100%) 75% (100%) 75% (100%) 75% (100%) 75% (100%) 75% (100%) 75% (100%) 75% (100%)</p> <p>Fall 2015: 75% (100%) 75% (100%) 75% (100%) 75% (100%) 75% (100%) 75% (100%) 75% (100%) 75% (100%) 75% (100%) 75% (100%)</p> <p><b>SED Social and Emotional Development</b></p> <p>Spring 2016: 75% (100%) 75% (100%) 75% (100%) 75% (100%) 75% (100%) 75% (100%) 75% (100%) 75% (100%) 75% (100%) 75% (100%)</p> <p>Fall 2015: 75% (100%) 75% (100%) 75% (100%) 75% (100%) 75% (100%) 75% (100%) 75% (100%) 75% (100%) 75% (100%) 75% (100%)</p> <p><b>LSD Language and Literacy Development</b></p> <p>Spring 2016: 75% (100%) 75% (100%) 75% (100%) 75% (100%) 75% (100%) 75% (100%) 75% (100%) 75% (100%) 75% (100%) 75% (100%)</p> <p>Fall 2015: 75% (100%) 75% (100%) 75% (100%) 75% (100%) 75% (100%) 75% (100%) 75% (100%) 75% (100%) 75% (100%) 75% (100%)</p>									

Use the data provided from DRDP Online to plan for individual children, as well as for small and large group activities.

© 2021 California Department of Social Services
80

80

---

---

---

---

---

---

---

---

New Administrators

## Writing a DRDP Summary of Findings

EESD 3000

California Department of Education  
Early Education and Support Division  
March 2016

**Desired Results Developmental Profile Summary of Findings  
Classroom and Family Child Care Home (EESD 3000)**

Contractor Legal Name		Age Group (Infant/Toddler, Preschool, School-Age)	
Contractor Type and/or FOCHEM		Lead Planner Name and Position	
Planning Date		Lead Planner Name and Position	
Follow-up Date(s)		Lead Planner Name and Position	

This form can be expanded and is not limited to a single page.

Key Findings from Developmental Profile	Action Steps (Including general learning opportunities, interventions and teaching strategies, assessment and materials, family engagement)	Expected Completion Date and/or Ongoing Implementation and Progress Report(s)	Follow-Up and Evaluation (Through audit, data analysis, site visit, etc.)
<p><b>Key Findings:</b> What do we know about the children currently enrolled in our classroom?</p> <p><b>Ass.:</b> Developmentally, what do we know about the children currently enrolled in our classroom?</p>	<p><b>Action Steps:</b> What goals can we set to meet the needs of the children currently enrolled in our classroom?</p>	<p><b>Expected Completion:</b> What do we know about the children currently enrolled in our classroom?</p>	<p><b>Follow-Up and Evaluation:</b> What do we know about the children currently enrolled in our classroom?</p>

**DIRECTIONS:**

1. Review narrative and DRDP Group Data Summary.
2. Identify **key findings**.
3. Draft **action steps**.

© 2021 California Department of Social Services
81

81

---

---

---

---

---

---

---

---

DRDP-112

27

New Administrators

Desired Results

# Self-Study Checklist

Use the Self-Study Checklist for Classroom/Family Childcare Home Network Staff to plan classroom/group calendar

82

© 2021 California Department of Social Services

---

---

---

---

---

---

---

---

82

New Administrators

Desired Results

# Thank you!

83

© 2021 California Department of Social Services

---

---

---

---

---

---

---

---

83

California Department of Education (<http://www.cde.ca.gov/sp/cd/ci/mb1503.asp>)

Page Generated: 9/15/2015 8:44:44 AM

## Management Bulletin 15-03

---

### Early Education and Support Division

**Subject:** Information about the Implementation of the Desired Results Developmental Profile (2015) (DRDP [2015]) for providers of early education services funded by the Early Education and Support Division (EESD) and the Special Education Division (SED).

**Number:** 15-03

**Date:** June 2015

**Expires:** Until Rescinded

**Authority:** California *Education Code (EC)* sections 8203, 8203.5, 8261, and 8282; *California Code of Regulations*, Title 5, sections 18270 and 18272

**Attention:** Executive Directors and Program Directors of all EESD's CCTR, CSPP, CFCC, CMIG and CHAN contracts and SED-funded Early Education programs

---

#### Purpose

The purpose of this Management Bulletin (MB) is to provide guidance on the implementation of the DRDP (2015) assessment to the California Department of Education (CDE), EESD programs and SED programs serving children from early infancy to kindergarten entry.

#### Authority

**For EESD:** *California Code of Regulations*, Title 5, Section 18272 requires EESD contracted centers, preschools, and FCCHEN to complete the age-appropriate DRDP for each child enrolled in the program for at least ten hours per week. The DRDP must be completed for each child within 60 calendar days of the child's enrollment in the program and at least once every six months thereafter.

**For SED:** Public Law 108-446, the Individuals with Disabilities Education Improvement Act of 2004 (IDEIA 2004) and regulations from the U.S. Department of Education's Office of Special Education Programs (OSEP) form the legal basis for the participation of infants and toddlers and their families with Individual Family Service Plans (IFSPs) and preschool-age children with Individualized Education Programs (IEPs) in the DRDP Assessment System. For information on eligible children and assessment timelines, visit <http://draccess.org/system/DRDPaccessSystemFedRequirements.html>.

[Return to Top](#)

#### Background

##### About the DRDP (2015)

The DRDP (2015), a developmental continuum from early infancy to kindergarten entry, is designed to assess the developmental progression of all children in CDE, funded programs including children with an IFSP or an IEP. The assessment has an Infant-Toddler view for children younger than three years of age, and a Preschool view for children who are age three years and older. The Infant-Toddler and Preschool views include measures in five domains: (1) Approaches to Learning-Self Regulation, (2) Social and Emotional Development, (3) Language and Literacy Development, (4) Cognition, and (5) Physical Development Health. The Preschool view includes the additional domains of: (1) History-Social Science, (2) English-Language Development, (3) Visual and Performing Arts, and (4) additional measures for Mathematics and Science in the Cognition domain. The assessment is fully aligned to the California Early Learning Foundations and the Head Start Child Development and Early Learning Framework.

During the spring of 2014, a field study was conducted with a group of approximately 1,600 children from EESD and SED programs. Data gathered from this study was used to refine the DRDP (2015) instrument. During the 2014–15 program

year, a calibration study was conducted with a group of more than 20,500 children served in EESD and SED programs in preparation for full implementation in the 2015–16 contract year.

## Policy

### Implementation of the DRDP (2015) for EESD and SED Programs

Beginning with the 2015–16 contract year, the use of the DRDP (2015) is required for all direct service agencies that contract with the EESD to provide early education and care for children ages early infancy to kindergarten entry. It is also required for all preschool children with IEPs and for all infants and toddlers with IFSPs reporting to the California Special Education Management Information System (CASEMIS). Training will be provided to EESD and SED assessors via webinars, training modules, and in-person training. For up-to-date information regarding training activities, check the following Web sites:

- For EESD funded programs, go to <http://www.desiredresults.us>.
- For SED funded programs or for information about children with IFSPs and IEPs, go to <http://www.draccess.org>.

Children dually enrolled in SED and EESD programs will no longer need to be assessed on both the DRDP access and the DRDP (2010). They will be assessed using the DRDP (2015) instrument. **When children are served by both EESD and SED programs, the teachers and specialists are to collaborate on one assessment** following the more stringent timeline, and handle DRDP data according to the requirements of each Division.

For EESD contractors who begin the observation process in July, a draft DRDP (2015) assessment was posted on the <http://www.desiredresults.us> Web site on **June 15, 2015**. The official DRDP (2015) will be posted by **August 3, 2015**. Programs may use the draft document to guide their observations until the final version is released. The finalized assessment will contain additional information.

### Using DRDPtech® to Record Assessment Data for EESD Programs

DRDPtech®, a secure cloud application, is provided free of charge to: (1) EESD-funded programs, (2) California Head Start programs, (3) California School Districts and County Offices of Education, and (4) California Tribal Child Care and Development Fund Child Care. Beginning in the 2015–16 program year, EESD-funded agencies are required to use the DRDPtech® to obtain psychometrically valid reports. Use of DRDPtech® will also meet the record retention requirement. This means no paper copies of the instrument are required for individual children when assessment data is stored in DRDPtech®. For agencies that use commercial vendors, an Excel format will be provided so data can be uploaded into DRDPtech® to take advantage of the psychometrically valid report functions.

For EESD-funded agencies that cannot access DRDPtech® through the Internet, an optional rating record is available. This is an Inspiron form that can be completed as a hard copy and submitted to be scanned into the DRDPtech® system. Additional instructions regarding submission will be found on the bottom of the Inspiron form. This service will be available for a small per-child charge (\$1 per child). The Inspiron DRDP (2015) form will be available beginning **September 8, 2015**. Please contact [desiredresults@wested.org](mailto:desiredresults@wested.org) for more information and to receive copies of the form.

The DRDPtech® (2015) will be online and available to enter child information by **August 28, 2015**. If an agency is not already using DRDPtech®, begin the setup process by linking to <http://www.desiredresults.us> and click on DRDPtech® at Quick Links. Please allow adequate time to set up an account prior to meeting the submission deadline (typically two weeks).

For EESD-funded agencies that are unable to use DRDPtech®, an exemption can be obtained by contacting your assigned EESD Field Service Consultant. You will be asked to complete and submit a form which is renewed each fiscal year. For a list of consultants by region, please visit <http://www.cde.ca.gov/sp/cd/ci/assignments.asp>.

This requirement for the use of DRDPtech® also applies to contractors serving school age children and using the DRDP-SA.

### Submitting DRDP (2015) Data to CASEMIS for SED Programs

SED programs will submit DRDP (2015) data to CASEMIS. **SED programs do not enter DRDP data into DRDPtech®**. For questions about CASEMIS, contact [casemis@cde.ca.gov](mailto:casemis@cde.ca.gov). For more information about SED requirements for DRDP (2015), including training, reports, technical assistance, or requirements, contact the Desired Results Access Project by e-mail at [info@draccess.org](mailto:info@draccess.org), by phone at 1-800-673-9220, or by visiting <http://draccess.org/prodevelopment/>.

**Directives**

Assessment Cycle	For EESD Programs	For SED Providers
First assessment	Completed within the first 60 days of enrollment in program.	Completed for any child made eligible by <b>October 1</b> and submitted to CASEMIS by <b>February 1</b> .
Next assessment	Completed every six months after initial assessment.	Completed for any child made eligible for services by <b>March 1</b> of the program year. Data is submitted to CASEMIS by <b>July 1</b> .
Limitation	If child is enrolled for less than 10 hours per week, an assessment is not required.	If a child is eligible for services, an assessment is required regardless of hours of service received.
Limitation	If a child is ill for an extended period of time or is out of the country and not attending the program, an assessment may not be possible and should be documented.	If a child is ill for an extended period of time or is out of the country and not attending the program, an assessment may not be possible and should be documented.

**EESD Programs**

Questions regarding the information in this MB can be addressed by contacting Serene Yee, Consultant, Quality Improvement Office, by phone at 916-322-1048 or by e-mail at [syee@cde.ca.gov](mailto:syee@cde.ca.gov).

**SED Programs**

Questions regarding special education's participation in the DRDP Assessment System may be addressed to Sheila Self, Consultant, Policy Program Services Office, by e-mail at [sself@cde.ca.gov](mailto:sself@cde.ca.gov).

If you have any questions regarding the information in this management bulletin, please contact your assigned Early Education and Support Field Services Consultant at <http://www.cde.ca.gov/sp/cd/ci/assignments.asp> or by phone at 916-322-6233.

[Return to Top](#)

**This Management Bulletin is mandatory only to the extent that it cites a specific statutory and/or regulatory requirement. Any portion of this Management Bulletin that is not supported by a specific statutory and/or regulatory requirement is not prescriptive pursuant to California *Education Code* Section 33308.5.**

Questions: Early Education and Support Division | 916-322-6233

Last Reviewed: Wednesday, September 9, 2015



# Treasure Hunt

---




## Session 3



### GOALS:

The goal of this activity is for participants to become familiar with DRDP guidelines and learn about the FAQ resource.



### MATERIALS REQUIRED:

- Copies of DRDP Frequently Asked Questions (FAQ)
- Copies of the two versions of Treasure Hunt



**TIME:** 30 min



### ACTIVITY PROCESS:

1. Have participants work in dyads, triads or table groups. Give one version of questions to each table.
2. Ask each small group to work together to find the answers to the questions, use the FAQ as a resource in answering the questions, and note which FAQ the group used to answer each question.



### REFLECTION:

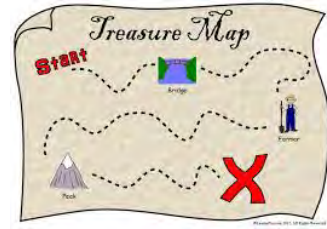
- Return to the large group. Read the Treasure Hunt questions and solicit answers from the group. Correct misconceptions as needed.
- Explain that the DRDP Frequently Asked Questions are available on the Desired Results website, and that participants should check the site regularly to see if there have been updates. Explain that, this resource answers many questions teachers may have about using the DRDP.



## Treasure Hunt - Version 1

**Your group is going on a treasure hunt, looking for answers about the DRDP. Use the FAQs as a resource to answer the questions below. Make sure you note which FAQ you used to answer each question.**

1. If the program is closed one Friday every month for staff training and clean up. How do I calculate when that first DRDP is due?
2. Our program likes the Creative Curriculum System. Must we use the CDE proposed curriculum instead?
3. One of the children in my group is amazing! I rated several measures at “Integrating Earlier” and she does more than what is at Integrating Earlier. Is this one of those times I use “Emerging” to show she’s emerging to the next level?
4. We are part of a FCCHEN, and I supervise 6 family childcare homes. The providers tell me they are not allowed to complete DRDPs. Is this true? Who is responsible for completing the DRDP’s on the children in their care?
5. We have an inclusive preschool program. Do I still complete the DRDP on children in the program that have an IEP?



## Treasure Hunt - Version 2

**Your group is going on a treasure hunt, looking for answers about the DRDP. Use the FAQs as a resource to answer the questions below. Make sure you note which FAQ you used to answer each question.**

1. I'm teaching a 3-year-old classroom, but I also have a two-year-old who will turn three around Thanksgiving. The first DRDP is due while she's still two, though. Do I have to use the Infant/Toddler view with her even though she's in a preschool classroom?
2. Our program hates wasting so much paper. Can we use the same DRDP forms for both the fall and spring assessment periods? And if not, is there another paper-saving option that you can think of?
3. We really don't have room at our school to keep all the children's portfolios for five years, should we rent out one of those storage spaces?
4. The DRDP is so long, we only want to use some measures in certain domains. Can we skip measures?
5. This is my first time using DRDP, where do I go to find free training opportunities?

## Frequently Asked Questions (FAQ) by topic:

- [DRDP Online](#)
- [DRDP Online Reports](#)
- [DRDP: A Developmental Continuum from Early Infancy to Kindergarten Entry Requirements](#)
- [DRDP Fundamental View Frequently Asked Questions](#)
- [DRDP Formatting](#)
- [Developmental Levels](#)
- [Children with Special Needs](#)
- [Availability of Training/Training Documents](#)
- [Using with Specific Programs](#)
- [Family Child Care Home Education Network](#)
- [Preschool Learning Foundations](#)
- [Still have questions?](#)

## DRDP Online

### **I have a DRDPtech account. Do I need to make a new account for the new DRDP Online?**

No, your account information was transferred over to DRDP Online. However, you will need to reset your password prior to logging in to DRDP Online for the first time. To do this, go to [www.drdponline.org](http://www.drdponline.org) and select "Forgot Password". Follow the prompts to reset your password.

### **How do I know what my user role is within the DRDP Online system?**

You can view your user role(s) by selecting your name from the menu at the left and then selecting User Profile.

### **How do I know the functions associated with each type of user role?**

For details about roles and permissions, see the DRDP Online Roles and Permissions [resource available on the Desired Results website](#).

### **What is the difference between the Agency Administrator role and the Lead Agency Administrator role?**

A user with the Lead Agency Administrator role has all the same access and permissions as an Agency Administrator and can also select the age level instrument views for an agency. For more details about roles and permissions, see the DRDP Online Roles and Permissions [resource available on the Desired Results website](#).

### **Are Lead Agency Administrators able to add new administrators to the system?**

Yes. Users with the Lead Agency Administrator role are able to add new administrators to the system.

### **Is it possible for one administrator to be assigned to multiple sites?**

Yes. A user with the Agency Administrator role may be assigned to multiple sites.

### **Is it possible to assign a different site administrator to each site?**

Yes, an agency administrator may assign a unique site administrator to each site. Users with the Site Administrator role may also be assigned to multiple sites.

### **Do all sites within an agency have to use the same age level instrument views?**

Yes. The Lead Agency Administrator selects the age level instrument views for an agency.

### **How are the age level instrument views selected?**

The Lead Agency Administrator selects the age level instrument views for an agency. For details on how to select the age level instrument views, see the Instructions to Select the DRDP View (PDF) and Selecting Assessment View for Your Agency (video) [resources available on the Desired Results website](#).

**Is there a way to upload new users via an upload template?**

Yes. Users with an administrator role may add new users to DRDP Online. For details on how to upload new users using an upload template, see the Using Templates to Upload Users (PDF) and Adding Users (video) [resources available on the Desired Results website](#).

**Is there a way to upload new children to DRDP Online and update the files for children that already exist in the system using an upload template?**

Yes. Users with an administrator role may add new children to DRDP Online and also update the files for existing children using an upload template. For details on how to upload new children and update files using a template, see the Using Templates to Upload (add) and Update Child Files (PDF), Adding Information to and Formatting Child Upload Templates (video), and Uploading Using Child Upload Templates (video) [resources available on the Desired Results website](#).

**How do I edit children's demographic information?**

Only users with an administrator role may edit children's demographic information. To access a child's demographic information, use the Search for Child/Enroll option from the menu on the left. From the search results, select the orange eye icon to view the child's demographic information. Select the pencil on the left to edit the child's demographic information and save any changes made.

Children's demographic information may also be updated using an upload template (see question 9 above).

**Is there a way to upload and lock children's ratings using a template?**

Yes. Users with an administrator role may upload and lock children's ratings using an upload template. For details on how to upload children's ratings using an upload template, see the Using Templates to Upload (add) and Update Child Files (PDF), Adding Information to and Formatting Child Upload Templates (video), and Uploading Using Child Upload Templates (video) [resources available on the Desired Results website](#).

**Do I have to add new classes for each rating period?**

Yes. Users with an administrator role add classes. For more information about how to add classes, see the Getting Started for Administrators (PDF) and Adding Classes (video) [resources for administrators](#) available on the Desired Results website.

**Which type of user can add children to classes?**

Users with an administrator role may add children to classes. For more details about roles and permissions, see the DRDP Online Roles and Permissions resource. For more details on how to add children to classes, see the Getting Started for Administrators (PDF), Re-enrolling and Re-assigning Children for Administrators (PDF), and Managing Enrollment (video) [resources available on the Desired Result website](#).

**Is it required that I upload teacher observations to DRDP Online?**

No. DRDP Online is for entering children's ratings and generating reports.

## DRDP Online Reports

**What reports are available in DRDP Online?**

There are three reports available in DRDP Online.

- The **Group Progress Report** provides information for all children in one rating period.
- The **Cohort Progress Report** provides domain scale scores for a selected group of children. It also provides the ability to select a filter such as program type. The report shows all domain scaled scores for a selected group within the current year (to date).
- The **Child Progress Report** provides information on individual children in one rating period or the child's progress over the course of the year, if ratings are entered and locked in more than one rating period.

**What does “cohort” mean in the Cohort Progress Report?**

The Cohort Progress Report shows the progress of a group (or cohort) of children over the course of a year. A user may select Fall 2018 and see the progress of the children from fall through Spring 2019. If Spring 2019 is selected, the report will find the children with ratings in spring and show their progress throughout the year.

**Why can't I see my school-age reports?**

School-age reports are not yet available in DRDP Online; however, they can be accessed in DRDPtech or by contacting the Desired Results team at [drdponline@wested.org](mailto:drdponline@wested.org).

**When I look at my reports, the numbers are different for my agency each day. Why is this happening?**

Proficiencies are moving into DRDP Online each day. As proficiencies are added, more reports become available. We recommend that users check for updates regularly.

**I locked the ratings for all my children. Why can't I see my reports yet?**

Once ratings are entered and locked, a scoring engine calculates those ratings to generate reports. The process of adding records to the scoring engine daily takes time; therefore, the reports are not automatically generated and available.

## **DRDP—A Developmental Continuum from Early Infancy to Kindergarten Entry Requirements**

**1. When is the Desired Results Developmental Profile (DRDP) to be completed?** The first DRDP assessment instruments must be completed within 60 calendar days of the child's first day of enrollment in the program and every six months thereafter. Completing the DRDP (rating the child's development on the DRDP measures) is usually completed over a two-week period; however, teachers and caregivers are expected to record observations and gather evidence on an ongoing basis.

**2. For part-time preschoolers who are attending one or two days a week, would the 60 days count from days of enrollment or calendar days?**

The DRDP must be completed for all children within 60 calendar days regardless of the circumstances. Remember, in order for a DRDP to be completed, children must attend the program ten hours a week or more.

**3. If the child leaves or withdraws before the 60 days, does an assessment still need to be completed?**

The assessment is only completed if the child is still enrolled in the program.

**4. Who is required to administer the DRDP?**

The child's primary teacher or caregiver is responsible for completing the DRDP. It should not be completed by assistant teachers or by families, although their comments and other anecdotal observations should be used to inform the child's primary teacher or caregiver ratings. The staff person who completes the developmental profile should be able to understand the child's language, or use an interpreter if necessary.

**5. Which version of the Desired Results Developmental Profile (DRDP) should be used?**

- **Infant/Toddler:** Use the DRDP—Infant/Toddler View for children from early infancy to 36 months, unless two years and seven months in a preschool classroom.
- **Preschool:** The agency may use the DRDP Preschool Comprehensive View or the Preschool Fundamental View for children who are three years of age until kindergarten enrollment. The DRDP Preschool Comprehensive View or the Preschool Fundamental View may also be used for children who are at least two years and seven months entering a preschool classroom who will turn three on or before December 2. Use of the Preschool Fundamental View is required for all preschool age children with an IEP.

- **School Age:** For after school programs that provide services for children from kindergarten entry through 12 years of age, the agency may use the Desired Results Developmental Profile–School Age (DRDP-SA©), Simplified Version or the Complete Version.

#### **6. Is it okay to use DRDP-K for preschool children?**

The Desired Results Developmental Profile–Kindergarten© (DRDP–K ©) is an assessment instrument that is designed for teachers to use to reflect on the learning, development, and progress of all children during the transitional kindergarten/ kindergarten year. It may not be used with preschool children.

#### **7. For how long should DRDP forms be maintained on file?**

There is a five year record retention requirement for maintaining DRDP records. DRDP Online allows programs to meet this record retention requirement and store the DRDP records in a free, secure online system.

#### **8. Should the portfolios be kept on file also?**

Portfolios should be kept on file (either electronically or paper versions) while the child is enrolled in the program. Once the child leaves the program, the portfolio should be sent home with the child. There is no need to store them for five years.

#### **9. Should there be a comment for each measure?**

To complete the DRDP, teachers and caregivers should gather ongoing evidence and documentation of the child's growth. California Department of Education (CDE) Early Learning and Care Division (ELCD) programs are required to maintain portfolios for each child. There is no requirement to add comments.

#### **10. If a child terminates the program and reenrolls, do I complete a new assessment.**

If a child returns after terminating the program, within 30 days, a new assessment does not need to be completed.

#### **11. We are using an outside vendor to collect documentation and complete ratings for the DRDP, do ratings have to be entered in DRDP Online?**

Effective Fall 2015, all state-funded agencies are required to enter all DRDP ratings in DRDP Online. The use of a vendor to help with data collection or organization of documentation is a choice of the agency. The California Department of Education requires DRDP ratings to be entered in DRDP Online and the psychometric reports used to support learning and development.

#### **12. If a teacher selects the conditional measure bubble (Measure not rated: The child's development is beyond the latest developmental level (required for children with IEPs)), is evidence required to show the child's development is beyond the latest developmental level?**

When asked, a teacher is expected to articulate why the conditional measure was not rated. The California Department of Education does not require documentation for not rating a conditional measure. However, an agency may have a different policy.

[back to top](#)

## **Frequently Asked Questions about the DRDP Fundamental View**

#### **13. Regarding the new Fundamental View for the DRDP Preschool tool, will there be an update to DRDP Online?**

A. Yes, there will be an update in DRDP Online by May 2018. Meanwhile, please mark "unable to rate" in conditional measures Physical Development-Health (PD-HLTH) measures 5-6 and 10, if you do not need them, as well as for all measures for the domains of History-Social Science (HSS) and Visual Performing Arts (VPA). Once that is completed, child records can be locked.

B. There is an option for an administrator to upload the child records into DRDP Online with the template that has PD-HLTH measures 5-6 and 10 and all measures in the domains of HSS and VPA marked "unable to rate." After uploading, only the fundamental measures will show as being able to rate for the teacher. However, if there are children with IEPs in the classroom programs, the teacher should not mark



PD-HLTH measures as unable to rate, but rather the teacher should fill those conditional measures out themselves.

**14. Is it possible for our staff to use the paper ratings record until the online version is ready, and then input the data into DRDP Online?**

Programs are able to enter ratings into DRDP Online now. There is no need to wait for the Fundamental View. There will be an update in DRDP Online by December 2016. Meanwhile, please mark “unable to rate” in PD-HLTH measures 5-6 and 10 (if a child does not have an IEP) as well as for all measures in the domains of HSS and VPA. Once that is completed, child records can be locked.

**15. Will children with IEPs use the Fundamental View or the Comprehensive View?**

Please use the same DRDP view with all of your children. All conditional measures are required for children with IEPs, except for the English Language Development (ELD) measures. The use of the ELD measures is dependent upon whether a language other than or in addition to English is spoken in the home. Special Education staff should go to [www.draccess.org](http://www.draccess.org) for information on requirements on what to submit to the state for state reporting.

**16. When will the Fundamental View Spanish resource be available?**

The DRDP Fundamental View Spanish resource will be available by August 30, 2016.

**17. Is the Fundamental View going to be available in the DRDP Portfolio App? If so, what’s the estimated date of its availability?**

The DRDP Portfolio App has all of the measures of the DRDP. Teachers can collect evidence for the measures they are rating. The DRDP Portfolio App does not require evidence for all measures. It may be updated in the future, but at this time, the DRDP Portfolio App has all the measures for each age group.

[back to top](#)

## **Desired Results Developmental Profile (DRDP) Formatting**

**18. Should the DRDP be copied each time it is administered?**

It is required that teachers use DRDP Online for entering their DRDP ratings. Therefore, the teacher only needs one copy of the DRDP. Some programs choose to enter data into DRDP Online by scanning in ratings using an outside service. In those cases, a rating record will be needed for every child, each rating period. Teachers should still review and reflect on the evidence and documentation while reading the measure and level descriptors.

The DRDP instruments and the DRDP Rating Records can be found on the Web site at <https://desiredresults.us/drdp-forms>

**19. What is the purpose of the DRDP Rating Record?**

In order to maintain the validity and reliability of the DRDP, each time the teacher completes the DRDP, teachers are asked to come to the rating with “fresh eyes.” The DRDP Rating Record is simply for the convenience of the teacher. Ratings for all rating periods must be entered into DRDP Online.

**20. Is it okay to modify or skip measures from the DRDP?**

All components of the DRDP are research-based. They work together to provide the child’s developmental profile along a continuum. The DRDP has gone through formative evaluations to demonstrate that it is a reliable and valid assessment instrument in its current form. Modifying or skipping measures compromises the reliability and validity factors.

If an agency chooses to complete the Preschool Fundamental View, the agency also has the option of completing additional domains, as required by the agency.

**21. Can observations be put directly on the DRDP so information can be stored in one place?**

In order to rate the DRDP, look at the child’s portfolio, anecdotal notes, teacher’s records, and any other evidence of the child’s progress during the marking period. There is no comment box available on the DRDP or in DRDP Online.



**22. Is the DRDP available in computerized version (meaning profiles can be filled out electronically and summaries automatically generated)?**

DRDP Online is a cloud-based computer system for the DRDP assessment instruments. DRDP Online is designed to allow teachers, program administrators, and other designated staff to enter the results of assessments using the DRDP instruments and to produce a variety of reports about the results for individual children and groups of children. DRDP Online is required for use by ELCD programs.

**23. Can a child demonstrate mastery of a developmental level on the DRDP in their home language?**

Children in all age groups can demonstrate mastery of a developmental level in their home language. The teacher who completes the DRDP should speak the child's home language, or have assistance from another adult such as an assistant teacher or caregiver, director, or parent, who does speak the child's home language. The exception is the English-language development measures.

[back to top](#)

## **Developmental Levels**

**24. After marking the highest developmental level (integrating) on the DRDP-Preschool can "Emerging to the next level" be marked?**

No. Since there is not a next developmental level available for reference on the age level instrument, there is no definition of what a child would be emerging towards.

**25. If a child reaches the last developmental level on an age level instrument, what should occur next?**

Staff should continue documenting and observing the child and using the information to plan curriculum.

**26. Will most preschoolers reach the integrating level prior to enrolling in kindergarten?**

The DRDP research shows that most preschoolers will reach the building level by the end of their preschool years. In California, some children begin transitional kindergarten at age 4, kindergarten at age 5 or at age 6. The DRDP is calibrated to accommodate a broader range of abilities. There is some overlap both with the DRDP-Infant/Toddler instrument and the DRDP-K instrument in order to encompass the range of abilities.

**27. If the first level has not yet been marked, can emerging be marked?**

No. Emerging is a way of showing that the child is moving from the present developmental level to the next developmental level. Since there is no first developmental level, the child is not emerging from a developmental level to the next developmental level.

**28. Is emerging a developmental level?**

No. Emerging is used to show the child is beginning to demonstrate some of the skills, knowledge or behaviors at the next level. A developmental level must be marked first before marking emerging.

[back to top](#)

## **Children with Special Needs**

**29. For a child on an IEP, what instrument should be used?**

There is only one instrument for all children, including children with an IEP. Per the California Department of Education [Management Bulletin 15-03](#), beginning with the 2015–16 contract year, the use of the DRDP is required for all direct service agencies that contract with the ELCD to provide early education and care for children ages early infancy to kindergarten entry. It is also required for all preschool children with an Individualized Education Program (IEP) and for all infants and toddlers with Individual Family Service Plans (IFSP) reporting to the California Special Education Management Information System (CASEMIS).

[back to top](#)

## **Availability of Training/Training Documents**

**30. Are training materials available on the website?**

Training materials\* are available on the Desired Results Web site under Training/Materials. In addition, you may refer to our Getting to Know You through Observation DVD and training workbook. It has many great ideas, plus clips of children to use for training.

These materials are intended solely for use by state-funded agencies for educational purposes. Commercial use is not authorized without express permission.

**31. Is there any other training available?**

Yes, there are online modules available on [caearlychildhoodonline.org](http://caearlychildhoodonline.org) as well as tutorials on the [desiredresults.us](http://desiredresults.us) website. Teacher training is available for a fee. Teacher training dates and locations are posted on the Desired Results Web site under [Training/Onsite Training](#).

**32. Is a training of trainer's available on the DRDP?**

The Desired Results Trainer's Institute trains a cadre of trainers on the DRDP. The materials provided at the Desired Results Regional Training can be utilized for training staffs.

**33. Where can I find a list of Desired Results certified trainers?**

The WestEd Desired Results Training and Technical Assistance Project is the sole California Department of Education (CDE), Early Learning and Care Division (ELCD) contractor authorized to provide training on the DRDP and to certify trainers to provide training on the DRDP within their agencies. To schedule a training for your agency, please fill out the [Teacher Training Request Form](#).

**34. Is there a training video or materials for the Desired Results Developmental Profile (DRDP)?**

Online courses on the DRDP, Observation of Young Children, and Preschool English Learners may be available through [California Early Childhood Online \(CECO\)](#). Training materials are routinely posted on the Desired Results Web site <https://www.desiredresults.us/materials>

**35. Is there also a state-adopted curriculum based on research from the Desired Results system as a guide?**

The California Department of Education does not approve texts, materials, or particular curriculum for preschool programs. These are all local decisions. The state of California has adopted preschool learning foundations to give guidance to programs on what children should know and be able to do at the end of preschool. A curriculum framework has been developed to provide guidance for using the foundations in program planning, instructional strategies and professional development. Please check the California Department of Education's Web site for more information at [www.cde.ca.gov/sp/cd/re/psfoundations.asp](http://www.cde.ca.gov/sp/cd/re/psfoundations.asp)

[back to top](#)

## Using with Specific Programs

**36. Is this instrument aligned with the Head Start (HS) framework?**

Yes, it is. Alignment resources are available on the Web site <https://www.desiredresults.us/cdeelcd-resources>

**37. How many times a year is the DRDP completed in a Head Start program?**

The requirement for Head Start programs is "Aggregating and analyzing aggregate child-level assessment data at least three times per year." [Head Start Performance Standards 1307.3\(b\)\(1\) and 1307.3\(b\)\(2\)](#). Also: [Head Start Act, section 641A\(g\)\(2\)](#).

**38. If the DRDP-PS is completed 3 times a year, as some programs require, are the results still valid?**

Yes, the results will still be valid since the instrument is calibrated and not dependent on frequency.

[back to top](#)

## Family Child Care Home Education Network

**39. In a Family Child Care Home Education Network (FCCHEN), who may complete the Desired Results Developmental Profile (DRDP)?**

The DRDP is to be completed by those agency staff members that are designated as teachers.

**40. Are trained Family Child Care providers in a Family Child Care Home Education Network (FCCHEN) allowed to complete DRDP?**

FCCHEN teachers are responsible for completing the DRDP. Agencies may call them specialists or coordinators. Certainly, family child care providers are encouraged to assist in collecting evidence and documentation of the child's growth and progress. However, since they are not employees or direct contractors of the state, they cannot be required to complete the DRDP unless it is part of the contract with the FCCHEN.

[back to top](#)

## **Preschool Learning Foundations**

**41. How does the Desired Results Developmental Profile (DRDP) relate to the foundations?**

Foundations focus on nine domains: social-emotional development, language and literacy, English-language development, mathematics, visual and performing arts, physical development, health, as well as history/social science. The foundations provide early childhood educators, parents, and the public with a clear understanding of the wide range of knowledge and skills that preschool children typically attain when participating in a high-quality preschool program. The DRDP is a child observation tool aligned with the foundations. The DRDP provides teachers with a means to assess children's learning along a continuum of four different developmental levels. The foundations and the DRDP are to be used together to plan the environment, play, learning activities and instruction to meet the needs of the children and provide a high-quality preschool experience.

[back to top](#)

## **Still have questions?**

E-mail us at [desiredresults@wested.org](mailto:desiredresults@wested.org) for a prompt response!

## Answers to Treasure Hunt

Treasure Hunt #1	Answer
1. First DRPD due	#1 and #2
2. Creative Curriculum	#32
3. Integrating Earlier	#21 and #22
4. FCCHEN	#36 and #37
5. Inclusive Classroom	#26
Treasure Hunt #2	
1. Which View	#5
2. Save Paper	#15 and #16
3. Portfolios	#8
4. All the Measures	#17
5. Training	#27

## Compare and Contrast

---




### Session 3



#### GOALS:

The goal of this activity is for participants to identify similarities and differences among the three age level DRDP® instruments.



#### MATERIALS REQUIRED:

- Three age-level List of Measures within Domains
- Three age-level Navigation Maps



**TIME:** 10 minutes

---

#### ACTIVITY PROCESS:



1. Ask participants to pull out the three age levels of List of Measures within Domains and Navigation Maps.
2. As elbow partners or table groups, have participants find:
  - The one difference in developmental domains among the three age levels
  - Similarities and differences in the developmental levels among the three age-level instruments.

#### REFLECTION:








- Return to the large group. Solicit observations from the group.
- Point out the similarities in domains
- Point out the continuity of the developmental levels
- Point out the Infant/Toddler and Preschool versions have the same measures

## DRDP (2015)

A Developmental Continuum from Early Infancy to Kindergarten Entry

## Measures at-a-Glance

Infant/Toddler View: for use with infants and toddlers

Domain Name	Domain Abbreviation	Number within Domain	Measure Name	Page Number
Approaches to Learning –Self-Regulation	ATL-REG 	1	Attention Maintenance	1
		2	Self-Comforting	2
		3	Imitation	3
		4	Curiosity and Initiative in Learning	4
		5	Self-Control of Feelings and Behavior	5
Social and Emotional Development	SED 	1	Identity of Self in Relation to Others	6
		2	Social and Emotional Understanding	7
		3	Relationships and Social Interactions with Familiar Adults	8
		4	Relationships and Social Interactions with Peers	9
		5	Symbolic and Sociodramatic Play	10
Language and Literacy Development	LLD 	1	Understanding of Language (Receptive)	11
		2	Responsiveness to Language	12
		3	Communication and Use of Language (Expressive)	13
		4	Reciprocal Communication and Conversation	14
		5	Interest in Literacy	15
Cognition, Including Math and Science	COG 	1	Spatial Relationships	16
		2	Classification	17
		3	Number Sense of Quantity	18
		Note: COG 4 - COG 7 and COG 10 are only for use for preschool age children		
		8	Cause and Effect	19
Physical Development– Health	PD-HLTH 	9	Inquiry Through Observation and Investigation	20
		11	Knowledge of the Natural World	21
		1	Perceptual-Motor Skills and Movement Concepts	22
		2	Gross Locomotor Movement Skills	23
		3	Gross Motor Manipulative Skills	24
		4	Fine Motor Manipulative Skills	25
		5	Safety	26
		6	Personal Care Routines: Hygiene	27
		7	Personal Care Routines: Feeding	28
		8	Personal Care Routines: Dressing	29

## Developmental Domain

Developmental Domain: SED — Social and Emotional Development

### SED 1: Identity of Self in Relation to Others

Child shows increasing awareness of self as distinct from and also related to others

## Measure

## Definition

Mark the latest developmental level the child has mastered:

Responding		Exploring		Building		Integrating
Earlier ○	Later ○	Earlier ○	Later ○	Earlier ○	Middle N/A	Later ○
Responds in basic ways to others	Uses senses to explore self and others	Recognizes self and familiar people	Communicates own name and names of familiar people (e.g., "dada," "mama," "grandma," or sibling's name)	Expresses simple ideas about self and connection to others	Describes self or others based on physical characteristics	Describes the feelings or desires of family members, friends, or other familiar people
Possible Examples		Examples		Descriptor		
<ul style="list-style-type: none"> <li>Attends to a familiar adult during feeding.</li> <li>Quiets when hears a familiar adult.</li> <li>Grasps an adult's finger when palm of child's hand is touched.</li> </ul>		<ul style="list-style-type: none"> <li>Orients toward a familiar adult when own name is spoken or signed.</li> <li>Points to picture of self on the wall.</li> <li>Smiles when a familiar adult enters the room.</li> </ul>		<ul style="list-style-type: none"> <li>Acts out roles family in pretend.</li> <li>Communicates, "I'm making cookies—just like Grandma!" while rolling play dough.</li> <li>Draws picture of a house and communicates, "This is my house."</li> </ul>		
<ul style="list-style-type: none"> <li>Examines own hand or foot by looking at it or mouthing it.</li> <li>Touches others' hair when it is within reach.</li> <li>Plays with sound by repeating grunts and squeals.</li> </ul>		<ul style="list-style-type: none"> <li>Communicates, "Me llamo Luis," ["My name is Luis," in Spanish].</li> <li>Communicates names of immediate family members in a photo.</li> <li>Looks to new baby sister and communicates her name.</li> </ul>		<ul style="list-style-type: none"> <li>Communicates, "I'm making cookies—just like Grandma!" while rolling play dough.</li> <li>Draws picture of a house and communicates, "This is my house."</li> </ul>		
<ul style="list-style-type: none"> <li>Selects a pink scarf for a friend whose favorite color is pink; then selects a blue scarf for self.</li> <li>Communicates to a peer that they both like peanut butter and jelly sandwiches.</li> <li>Communicates, "我喜歡游泳, 但是我姐姐不喜歡," ["I love to swim, but my sister doesn't," in Chinese].</li> </ul>		<ul style="list-style-type: none"> <li>Communicates, "I'm making cookies—just like Grandma!" while rolling play dough.</li> <li>Draws picture of a house and communicates, "This is my house."</li> </ul>		<ul style="list-style-type: none"> <li>Communicates, "I'm making cookies—just like Grandma!" while rolling play dough.</li> <li>Draws picture of a house and communicates, "This is my house."</li> </ul>		



- Child is emerging to the next developmental level
- Unable to rate this measure due to extended absence

## SED 1

## Identity of Self in Relation to Others

## SED 1











## DRDP (2015)

A Developmental Continuum from Early Infancy to Kindergarten Entry

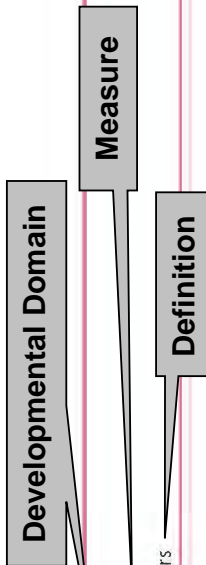
## Measures at-a-Glance

Preschool View: for use with preschool-age children

Domain Name	Domain Abbreviation	Number within Domain	Measure Name	Page Number
Approaches to Learning –Self-Regulation	ATL-REG 	1	Attention Maintenance	1
		2	Self-Comforting	2
		3	Imitation	3
		4	Curiosity and Initiative in Learning	4
		5	Self-Control of Feelings and Behavior	5
		6	Engagement and Persistence	6
		7	Shared Use of Space and Materials	7
Social and Emotional Development	SED 	1	Identity of Self in Relation to Others	8
		2	Social and Emotional Understanding	9
		3	Relationships and Social Interactions with Familiar Adults	10
		4	Relationships and Social Interactions with Peers	11
		5	Symbolic and Sociodramatic Play	12
Language and Literacy Development	LLD 	1	Understanding of Language (Receptive)	13
		2	Responsiveness to Language	14
		3	Communication and Use of Language (Expressive)	15
		4	Reciprocal Communication and Conversation	16
		5	Interest in Literacy	17
		6	Comprehension of Age-Appropriate Text	18
		7	Concepts About Print	19
		8	Phonological Awareness	20
		9	Letter and Word Knowledge	21
		10	Emergent Writing	22
English Language Development	ELD 	1	Comprehension of English (Receptive English)	23
		2	Self-Expression in English (Expressive English)	24
		3	Understanding and Response to English Literacy Activities	25
		4	Symbol, Letter, and Print Knowledge in English	26

Domain Name	Domain Abbreviation	Number within Domain	Measure Name	Page Number
Cognition, Including Math and Science	COG 	1	Spatial Relationships	27
		2	Classification	28
		3	Number Sense of Quantity	29
		4	Number Sense of Math Operations	30
		5	Measurement	31
		6	Patterning	32
		7	Shapes	33
		8	Cause and Effect	34
		9	Inquiry Through Observation and Investigation	35
		10	Documentation and Communication of Inquiry	36
		11	Knowledge of the Natural World	37
Physical Development –Health	PD-HLTH 	1	Perceptual-Motor Skills and Movement Concepts	38
		2	Gross Locomotor Movement Skills	39
		3	Gross Motor Manipulative Skills	40
		4	Fine Motor Manipulative Skills	41
		5	Safety	42
		6	Personal Care Routines: Hygiene	43
		7	Personal Care Routines: Feeding	44
		8	Personal Care Routines: Dressing	45
		9	Active Physical Play	46
		10	Nutrition	47
History–Social Science	HSS 	1	Sense of Time	48
		2	Sense of Place	49
		3	Ecology	50
		4	Conflict Negotiation	51
Visual and Performing Arts	VPA 	5	Responsible Conduct as a Group Member	52
		1	Visual Art	53
		2	Music	54
		3	Drama	55
		4	Dance	56





Developmental Domain: SED — Social and Emotional Development

## SED 1: Identity of Self in Relation to Others

Child shows increasing awareness of self as distinct from and also related to others

Mark the latest developmental level the child has mastered:

Responding	Exploring		Building		Integrating
	Earlier <input type="radio"/>	Later <input type="radio"/>	Earlier <input type="radio"/>	Middle <input type="radio"/>	Later <input type="radio"/>
<b>Responds in basic ways to others</b>	Uses senses to explore self and others	Recognizes self and familiar people	Communicates own name and names of familiar people (e.g., "dada," "mama," "grandma," or sibling's name)	Describes self or others based on physical characteristics	Describes own preferences or feelings to others
<b>Possible Examples</b> <ul style="list-style-type: none"> <li>Attends to a familiar adult during feeding.</li> <li>Quiets when hears a familiar adult.</li> <li>Grasps an adult's finger when palm of child's hand is touched.</li> </ul>	<ul style="list-style-type: none"> <li>Examines own hand or foot by looking at it or mouthing it.</li> <li>Touches others' hair when it is within reach.</li> <li>Plays with sound by repeating grunts and squeals.</li> </ul>	<ul style="list-style-type: none"> <li>Orients toward a familiar adult when own name is spoken or signed.</li> <li>Points to picture of self on the wall.</li> <li>Smiles when a familiar adult enters the room.</li> </ul>	<ul style="list-style-type: none"> <li>Communicates, "I'm making cookies—just like Grandma!" while rolling play dough.</li> <li>Draws picture of a house and communicates, "This is my house."</li> </ul>	<ul style="list-style-type: none"> <li>Communicates, using a high board, "I identifies own height, as indicated on a growth chart posted on the wall."</li> <li>Narrates details while drawing a picture of a friend.</li> <li>Draws a picture of own family, representing traits such as heights and hair colors.</li> </ul>	<ul style="list-style-type: none"> <li>Selects a pink scarf for a friend whose favorite color is pink, then selects a blue scarf for self.</li> <li>Communicates that a peer that they both like peanut butter and jelly sandwiches.</li> <li>Communicates, "我喜歡游泳, 但是我姐姐不喜歡," ["I love to swim, but my sister doesn't," in Chinese].</li> </ul>

**Developmental Level**

**Descriptor**

**Examples**

- ☐ Child is emerging to the next developmental level
- ☐ Unable to rate this measure due to extended absence



**SED 1**

**Identity of Self in Relation to Others**

**SED 1**

**Desired Results Developmental Profile—School-Age® (2010) Simplified Version**  
**List of Measures Within Domains**

DRDP-SA® (2010)

Domain	Measure
 <b>Self and Social Development (SSD)</b>	<b>1</b> SSD1: Identity of self and connection to others
	<b>2</b> SSD2: Self-esteem
	<b>3</b> SSD3: Empathy
	<b>4</b> SSD4: Impulse control
	<b>5</b> SSD5: Follows rules
	<b>6</b> SSD6: Awareness of diversity: appreciation of differences and similarities
	<b>7</b> SSD7: Interactions with adults
	<b>8</b> SSD8: Friendship
	<b>9</b> SSD9: Conflict negotiation
 <b>Health (HLTH)</b>	<b>10</b> HLTH1: Safety
	<b>11</b> HLTH2: Understanding healthy lifestyle
	<b>12</b> HLTH3: Personal care routines
	<b>13</b> HLTH4: Exercise and fitness



Developmental Domain

Measure

Definition

School-Age

Developmental Domain: SSD — Self and social development  
**Measure 1: Identity of self and connection to others**  
Definition: Child shows increasing awareness or understanding of self and his or her connection to others

Not yet at first level

Developmental Level

Developing	Understanding	Integrating	Expanding	Connecting
<div> <div>○</div> <div>Accurately describes self in terms of physical characteristics, preferences, and things he or she can do</div> <div> <b>Examples</b> <ul style="list-style-type: none"> <li>▶ "I know how to play checkers but not chess."</li> <li>▶ "I like this game; it's my favorite."</li> <li>▶ "I can swim in the shallow end but not the deep end."</li> <li>▶ Draws picture of herself, showing her doing things she really does or with her favorite things.</li> <li>▶ "I use a wheelchair."</li> </ul> </div> </div>	<div> <div>○</div> <div>Describes physical characteristics, preferences and things he or she can do in relation to another person</div> <div> <b>Examples</b> <ul style="list-style-type: none"> <li>▶ "I can run faster than Tommy, but he can throw the ball farther."</li> <li>▶ "I am as tall as you are."</li> <li>▶ "I like cheese crackers, but my brother likes the peanut butter ones."</li> <li>▶ "I'm right-handed, and she's left-handed."</li> <li>▶ "I'm older than you are."</li> </ul> </div> </div>	<div> <div>○</div> <div>Describes self in terms of roles within one or more groups of people he or she knows</div> <div> <b>Descriptor</b> <ul style="list-style-type: none"> <li>▶ "We're making a city. I make the houses, and Tina digs the rivers and makes roads."</li> <li>▶ "I'm the singer in the band, and he plays the guitar and keyboard."</li> <li>▶ "I'm the one in my family who sets the table for dinner."</li> </ul> </div> </div>	<div> <div>○</div> <div>Describes self in terms of a role in a community that includes people he or she may not know (the whole school, the town where he or she lives)</div> <div> <b>Examples</b> <ul style="list-style-type: none"> <li>▶ "At school, I'm in charge of bringing attendance sheets to the main office."</li> <li>▶ "Last year I helped in a fund-raiser—I asked people to give food for the bake sale."</li> <li>▶ "It's my job to find places to volunteer for a service-learning project."</li> <li>▶ "I'm a peacemaker at school; that means I help other children solve their problems."</li> <li>▶ "I'm a study buddy to younger children."</li> </ul> </div> </div>	<div> <div>○</div> <div>Describes self in terms of roles he/she may have in the future</div> <div> <b>Examples</b> <ul style="list-style-type: none"> <li>▶ "I think I'd make a good coach because I'm a good athlete and I can come up with good plays."</li> <li>▶ "I like helping children with their math homework; that's why I want to be a teacher."</li> <li>▶ "I'd like to be a nurse because I like to help people, especially when they are sick."</li> </ul> </div> </div>

2. Record evidence for this rating here. ▶

3. Mark here if child is emerging to the next level. ○

4. If you are unable to rate this measure, explain here. ▶

Measure 1

Identity of self and connection to others

SSD 1 (of 9)

DRDP-PS Copyright © 2010 California Department of Education — All rights reserved

## Desired Results Developmental Profile® (DRDP®) Terms and Definitions

<b>Developmental Domain:</b>	A domain represents a crucial area of learning and development for young children. There are two domains in the DRDP-SA® (2010).
<b>Measure:</b>	A measure focuses on a specific competency. A child's observed behavior is assessed along a continuum of developmental levels. Measures are the individual observational items on the DRDP-SA® (2010). Several measures make up a domain, with each measure covering one of the aspects of development included in that domain.
<b>Definition:</b>	The definition of a measure specifies the aspect of development being observed.
<b>Developmental Level:</b>	The developmental levels for each measure represent a developmental continuum. Each level specifies a point along the developmental continuum. In the DRDP-SA® (2010) Simplified Version, measures in the SSD domain have five developmental levels and measures in the HLTH domain have four developmental levels. The developmental levels are defined on page iii of the front matter of the DRDP-SA® (2010).
<b>Descriptor:</b>	Each developmental level has a descriptor that describes observable child behaviors associated with that developmental level.
<b>Examples:</b>	Each descriptor is illustrated with several examples of behaviors that are consistent with that developmental level. An example is one of many possible ways a child might demonstrate a particular developmental level. It is anticipated that teachers will identify other examples as they complete their observations.

**DRDP® Developmental Domain Acronyms**

<b>SSD</b>	Self and Social Development
<b>HS</b>	Health and Safety

## DRDP (2015) Examples

---



### GOALS:

Encourage participants to think beyond the provided DRDP examples which illustrate just some of the ways a child may demonstrate mastery.

### MATERIALS REQUIRED:

- Copies of measures LLD5, COG 3, PD HLTH4, from the DRDP (2015)
- Post-its and writing implements

**TIME:** 20 minutes

---

### PROCESS:

1. Divide a large group into small groups of three to five people or table groups.
2. Give each group a copy of one of the measures.
  3. Ask each group to write one more example at each of the developmental levels for that measure, and to put each one on a post-it.
  4. Ask group to pass their measure page and post-its to another table. That table sorts the new examples under the corresponding developmental levels.
  5. Switch back with original table. Have tables discuss any discrepancies.



### REFLECTION:

Return to the large group. Review the activity and resolve any questions.



Developmental Domain: LLD — Language and Literacy Development

## LLD 5: Interest in Literacy

Child shows interest in books, songs, rhymes, stories, and other literacy activities in increasingly complex ways

Mark the latest developmental level the child has mastered:

Responding		Exploring		Building			Integrating
Earlier ○	Later ○	Earlier ○	Later ○	Earlier ○	Middle ○	Later ○	Earlier ○
<p>Attends or responds to people or things in basic ways</p> <p><b>Possible Examples</b></p> <ul style="list-style-type: none"> <li>• Quiets to the sound of a familiar voice.</li> <li>• Moves in response to an approach by a familiar adult.</li> <li>• Orients to an adult's face or voice during a caregiving routine.</li> </ul>	<p>Plays with books; and Responds to other literacy activities</p> <ul style="list-style-type: none"> <li>• Interacts with a cloth or board book by holding or mouthing it.</li> <li>• Pats a textured board book.</li> <li>• Vocalizes or laughs in response to an adult singing and gesturing a simple finger-play song, such as, "Pat-a-Cake" or "Los cinco deditos," ["Five Little Fingers," a finger play in Spanish].</li> </ul>	<p>Attends briefly to a familiar adult reading books, singing songs, or saying rhymes</p> <ul style="list-style-type: none"> <li>• Looks at pictures in a book for a short time while a familiar adult reads the book.</li> <li>• Reaches to turn the page of a board book as a familiar adult talks or signs about the pictures on the page.</li> <li>• Uses simple hand movements to participate during a familiar song or rhyme with a familiar adult.</li> <li>• Touches textured or tactile content on pages of a book as an adult is reading the book.</li> </ul>	<p>Looks at books on own briefly, or Chooses to join reading, singing, or rhyming activities led by an adult</p> <ul style="list-style-type: none"> <li>• Joins a group doing a simple finger play led by an adult.</li> <li>• Points at a picture when joining an adult who is reading a book, newspaper, or tablet.</li> <li>• Picks up a book and looks at pictures, turns a few pages, and then drops the book to go play.</li> </ul>	<p>Looks at books page by page, or Participates, from beginning to end, in listening to stories, singing songs, or playing rhyming games, when supported by an adult</p> <ul style="list-style-type: none"> <li>• Pretends to read a book from start to finish.</li> <li>• Explores a book with Braille and tactile content with hands.</li> <li>• Sings some words of a familiar song, from beginning to end, with an adult.</li> </ul>	<p>Initiates looking at and talking about books, listening to and talking about stories, singing songs, or playing rhyming games</p> <ul style="list-style-type: none"> <li>• Asks questions or communicates about why something happened in a story.</li> <li>• Starts a song or rhyme with others while playing outside.</li> <li>• Uses finger puppets while reciting a familiar rhyme.</li> </ul>	<p>Extends literacy activities by retelling a story, drawing pictures about a story, or acting out a story</p> <ul style="list-style-type: none"> <li>• Uses flannel-board pieces to retell parts of a story after story time.</li> <li>• Retells a familiar story to a peer while pretending to read from a book.</li> <li>• Uses a communication device to tell the sequence of events in a favorite story.</li> <li>• Pretends to be a character from a story, using props.</li> </ul>	<p>Initiates literacy activities that relate to classroom experiences as well as to own experiences or interests</p> <ul style="list-style-type: none"> <li>• Chooses to read a book related to a particular theme or interest (e.g., dinosaurs or fairies).</li> <li>• Asks for help finding a book about bugs after a nature walk.</li> <li>• Participates, with others, in using the computer to create a story about a class trip.</li> <li>• Makes up own version of rhyming song with peers' names.</li> </ul>

○ Child is emerging to the next developmental level

○ Unable to rate this measure due to extended absence

## LLD 5

## Interest in Literacy

## LLD 5

Developmental Domain: COG — Cognition, Including Math and Science

### COG 3: Number Sense of Quantity

Child shows developing understanding of number and quantity

Mark the latest developmental level the child has mastered:

Responding		Exploring		Building		Integrating	
Earlier	Later	Earlier	Later	Earlier	Middle	Later	
<p>Responds to people or objects in basic ways</p> <p>Possible Examples</p> <ul style="list-style-type: none"><li>Looks at objects that are hanging from a mobile.</li><li>Calms in response to a familiar adult's touch.</li><li>Turns toward a familiar adult's voice.</li></ul>	<p>Responds to changes in the number of objects observed or interacted with</p> <ul style="list-style-type: none"><li>Attends to one moving toy on a mobile, then to another.</li><li>Grasps one toy, and then lets go of it while reaching for another toy that has been introduced by a familiar adult.</li><li>Holds an object in each hand, and then touches the two objects together.</li></ul>	<p>Demonstrates awareness of quantity</p> <ul style="list-style-type: none"><li>Communicates, "More," during lunch.</li><li>Dumps small cars out of a bucket.</li><li>Gestures for more when playing with play dough.</li><li>Shows excitement when an adult offers another book.</li></ul>	<p>Uses number names, but not always correctly, in situations related to number or quantity</p> <ul style="list-style-type: none"><li>Communicates, "Dos," ["Two," in Spanish] and holds up two cups in the play kitchen.</li><li>Communicates, "One, two, five, one, two," while pointing randomly to objects in a group.</li><li>Signs, "Two," in response to the question of "How old are you?"</li></ul>	<p>Identifies small quantities without counting, up to three</p> <ul style="list-style-type: none"><li>Communicates a desire for two apple slices after noticing that a peer has two apple slices.</li><li>Communicates, "Three dogs," while looking at a picture of three dogs.</li><li>Communicates, "Now I have one bear and you have one," while giving a peer a stuffed bear.</li></ul>	<p>Counts up to five objects using one-to-one correspondence; and Recites numbers in order, one through ten</p> <ul style="list-style-type: none"><li>Counts out loud, "一, 二, 三, 四, 五," ["One, two, three, four, five," in Chinese] saying the next number as the next cup is placed on the table.</li><li>Chants numbers from one to 10 in order while waiting for a tricycle.</li><li>Counts, "One, two, three," out loud while pointing to each of three squares on a light box.</li></ul>	<p>Shows understanding that the last number counted is the total number of objects in the group</p> <ul style="list-style-type: none"><li>Counts ducks in a storybook, "One, two, three, four, five," and then communicates that there are five.</li><li>Communicates that there are six rocks after counting a collection of six rocks.</li><li>Counts four pencils and says, "Apát," ["Four," in Tagalog] when asked how many pencils there are.</li></ul>	<p>Solves simple everyday problems involving numbers by counting up to 10 objects using one-to-one correspondence; and Recites numbers correctly, up to 20</p> <ul style="list-style-type: none"><li>Counts six chairs, then counts seven children, and communicates, "We need one more chair."</li><li>Counts accurately to 20 while marching.</li><li>Counts on fingers to determine how many napkins to get so that each child at a table of six has one.</li></ul>

- ☐ Child is emerging to the next developmental level  
☐ Unable to rate this measure due to extended absence

COG 3

Number Sense of Quantity



COG 3



**PD-HLTH 4: Fine Motor Manipulative Skills**

Child demonstrates increasing precision, strength, coordination, and efficiency when using muscles of the hand for play and functional tasks\*

Mark the latest developmental level the child has mastered:

Responding		Exploring		Building		Integrating		
Earlier ○	Later ○	Earlier ○	Middle ○	Later ○	Earlier ○	Later ○		
<b>Moves arms or hands in basic ways</b> <ul style="list-style-type: none"><li>• Possible Examples<ul style="list-style-type: none"><li>• Curls fingers around an adult's finger.</li><li>• Brings fist to mouth.</li><li>• Makes small movements of arms and hands near the sides of body.</li></ul></li></ul>	Uses arms or hands to make contact with objects in the environment	Grasps objects with entire hand	Grasps objects with fingers and thumb	Explores ways to use one hand, or to use both hands doing the same movements, to manipulate objects	Manipulates objects with one hand while stabilizing the objects with other hand or with another part of body	Manipulates objects, using hands, with strength, accuracy, and coordination		
	<ul style="list-style-type: none"><li>• Holds a stuffed toy against body.</li><li>• Pulls an object closer, using a raking motion.</li><li>• Pushes hands against an adult.</li></ul>	<ul style="list-style-type: none"><li>• Uses fingers and palm to grasp toys of different shapes or sizes.</li><li>• Holds a stacking ring with full fist.</li><li>• Holds a spoon with full fist while being fed by an adult with another spoon.</li></ul>	<ul style="list-style-type: none"><li>• Holds a spoon, using thumb and fingers.</li><li>• Pinches cereal pieces between finger and thumb.</li><li>• Picks up a stacking ring, using fingers and thumb.</li></ul>					
				<ul style="list-style-type: none"><li>• Lifts a cup to mouth with both hands, but may spill some.</li><li>• Scribbles back and forth on pavement with sidewalk chalk, using one hand.</li><li>• Grasps and turns a doorknob, but may not have strength or coordination to open the door.</li></ul>	<ul style="list-style-type: none"><li>• Holds play dough with one hand while cutting it with a wooden knife.</li><li>• Steadies a container of block accessories on lap while picking out the tree-shaped blocks.</li><li>• Scoops sand into a container with one hand while holding the container with other hand.</li></ul>	<ul style="list-style-type: none"><li>• Uses scissors to cut out simple shapes (e.g., circle, square) on paper.</li><li>• Pushes a cord through a large bead, using one hand, while moving the bead onto the cord with the other hand.</li><li>• Peels a banana or orange after adult starts the peel.</li><li>• Buttons two to three large front buttons on a shirt.</li></ul>	<ul style="list-style-type: none"><li>• Takes a cap off of a marker by twisting with one hand, then pulling with both hands in opposite directions.</li><li>• Starts the peel on a banana or mandarin orange.</li><li>• Unfastens buckle on chest strap of wheelchair.</li><li>• Fastens snaps on pants made of thicker, stiffer materials, such as denim jeans.</li></ul>	<ul style="list-style-type: none"><li>• Makes a necklace by stringing a variety of small beads with narrow holes.</li><li>• Uses a computer mouse to draw details of a picture on a computer screen.</li><li>• Rotates pencil within the hand to use the eraser when scribbling with a pencil.</li><li>• Uses scissors to cut more challenging materials such as fabric or cardstock during an art activity.</li></ul>

\* Children who do not have use of one or both hands may still be rated as demonstrating mastery at a level if they can accomplish the functional intent of the descriptor using other body parts, or prosthetic devices.

○ Child is emerging to the next developmental level

○ Unable to rate this measure due to extended absence

**PD-HLTH 4****Fine Motor Manipulative Skills****PD-HLTH 4**





# DRDP (2015)Developmental Domains & Measures at a Glance

### Developmental Domains

**ATL-REG:** Approaches to Learning–Self-Regulation  
**SED:** Social and Emotional Development  
**LLD:** Language and Literacy Development  
**ELD:** English Language Development  
**COG:** Cognitive Development, includes Math and Science  
**PD-HLTH:** Physical Development–Health  
**HSS:** History–Social Science  
**VPA:** Visual and Performing Arts

<b>DRDP (2015)</b> <b>Infant/Toddler Comprehensive View</b> For use with infants and toddlers	<b>DRDP (2015)</b> <b>Infant/Toddler Essential View</b> For use with infants and toddlers	<b>DRDP (2015)</b> <b>Preschool Comprehensive View</b> For use with preschool-age children	<b>DRDP (2015)</b> <b>Preschool Fundamental View</b> For use with preschool-age children	<b>DRDP (2015)</b> <b>Preschool Essential View</b> For use with preschool-age children
<b>5</b> Developmental Domains <b>29</b> Measures <b>ATL-REG:</b> (5) <b>SED:</b> (5) <b>LLD:</b> (5) <b>COG:</b> (6) <b>PD-HLTH:</b> (8)	<b>5</b> Developmental Domains <b>21</b> Measures <b>ATL-REG:</b> (4) <b>SED:</b> (4) <b>LLD:</b> (5) <b>COG:</b> (4) <b>PD-HLTH:</b> (4)	<b>8</b> Developmental Domains <b>56</b> Measures <b>ATL-REG:</b> (7) <b>SED:</b> (5) <b>LLD:</b> (10) <b>ELD:</b> (4) <b>COG:</b> (11) <b>PD-HLTH:</b> (10) <b>HSS:</b> (5) <b>VPA:</b> (4)	<b>6</b> Developmental Domains <b>43</b> Measures <b>ATL-REG:</b> (7) <b>SED:</b> (5) <b>LLD:</b> (10) <b>ELD:</b> (4) <b>COG:</b> (7) <b>PD-HLTH:</b> (10)	<b>6</b> Developmental sub-Domains <b>29</b> Measures <b>ATL-REG:</b> (4) <b>SED:</b> (4) <b>LLD:</b> (7) <b>ELD:</b> (4) <b>COG:</b> (6) <b>PD-HLTH:</b> (4)



# **DRDP (2015)** **Developmental Domains & Measures at a Glance**

<b>DRDP-K (2015)</b> For use with transitional kindergarten and kindergarten-aged children 11 Developmental Domains 55 Measures <b>ATL-REG:</b> (4) <b>SED:</b> (5) <b>LLD:</b> (10) <b>ELD:</b> (4) <b>COG MATH:</b> (6) <b>COG SCI:</b> (4) <b>PD:</b> (4) <b>HLTH:</b> (5) <b>HSS:</b> (5) <b>VPA:</b> (4) <b>SPAN:</b> (4)-supplemental	<b>DRDP-K (2015) Fundamental</b> For use with transitional kindergarten and kindergarten-aged children 7 Developmental Domains 37 Measures <b>ATL-REG:</b> (4) <b>SED:</b> (5) <b>LLD:</b> (10) <b>ELD:</b> (4) <b>COG MATH:</b> (6) <b>PD:</b> (4) <b>SPAN:</b> (4)-supplemental	<b>DRDP-K (2015) Essential</b> For use with transitional kindergarten and kindergarten-aged children 7 Developmental Domains 33 Measures <b>ATL-REG:</b> (4) <b>SED:</b> (4) <b>LLD:</b> (7) <b>ELD:</b> (4) <b>COG MATH:</b> (6) <b>PD:</b> (4) <b>SPAN:</b> (4)-supplemental	<b>DRDP-K (2015) Snapshot</b> For use with transitional kindergarten and kindergarten-aged children 4 Developmental Sub Domains 17 Measures <b>ATL-REG:</b> (4) <b>SED:</b> (4) <b>LLD:</b> (5) <b>COG MATH:</b> (4)	<b>School Age DRDP-SA (2009)</b> Kindergarten through 12 years 2 Developmental Domains 13 Measures <b>Self &amp; Social Development (SSD):</b> (9) <b>Health &amp; Safety (HS):</b> (4)  Programs may use either the DRDP School Age Simplified or the DRDP-SA (2011) School Age Complete
---	---	--	---	--

## Practice Noticing Descriptions and Interpretations




### Session 3



#### GOALS:

This activity is designed to give the participants practice in separating descriptive data from interpretive data. This activity also familiarizes participants with the components of observation skills.



#### MATERIALS REQUIRED:

Instruction page  
Photo page  
Post-Its  
Descriptive/Interpretive Chart



**TIME:** 10 minutes



#### ACTIVITY PROCESS:

1. Discuss the importance of good observation skills as it relates to the DRDP.
2. Participants may work alone, with a partner, or in a small group.
3. Direct participants to view the picture on screen or in the binder.



#### Reflection:

Ask the participants to share insights with the entire group. Encourage discussion of “good” observation skills. Include thoughts on objectivity, directness, specificity, mood, and completeness. Some suggested questions are as follows:

- What judgments did you put on hold during the observation?
- What specific details did you see in the photos?
- How can you use descriptive details to determine the mood of the child?
- Does the photo give you any clues about the sequence of the event?
- Discuss the following: the setting, who was involved, the actions in the order they occurred, the responses, the interactions, and the ending.

*Adapted by permission from The Art of Awareness, ©2000 Deb Curtis & Margie Carter, Redleaf Press. St. Paul, Minnesota, [www.redleafpress.org](http://www.redleafpress.org)*

## Practice Noticing Descriptions and Interpretations

1. Look at the photos.
2. Using a post-it paper for each observation, record your reactions.

### Example:

*"He's making a mess. I better stop him before he gets that black marker all over himself and his clothes."*

1. Place notes in appropriate side of the sheet - **Descriptive or Interpretive**
2. Review observations.
3. Sort them into categories termed **Descriptive and Interpretive**.
4. Use the following questions to guide your discussion:
  - Which observations have the details of what actually happened?
  - Which observations have your interpretation of what might have been occurring?
  - Compare your observations to the following examples:

Descriptive	Interpretive

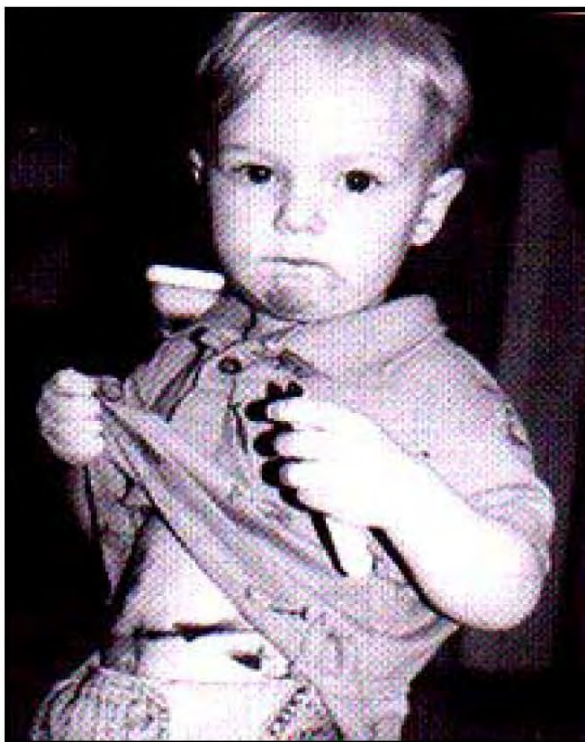
### Descriptive Example

"He has a black marker clutched in his left hand and he is making black marks around his belly button."

### Interpretive Example

"He is exploring how the marker feels and looks on his body."

**What do you see in these two photos?**



*Reprinted with permission from The Art of Awareness, ©2000 Deb Curtis & Margie Carter, Redleaf Press. St. Paul, Minnesota, [www.redleafpress.org](http://www.redleafpress.org)*

DESCRIPTIVE	INTERPRETIVE

---

## A Deeper Look at the Descriptors



**GOAL:** Gain deeper understanding of the skills and behaviors within each descriptor by comparing documentation and descriptors for Measures COG 5, COG 7, and COG 9.



### MATERIALS REQUIRED:

- PowerPoint slides
- DRDP Measures COG 5, COG 7, and COG 9
- Video clip from 2:50-3:17 - LLD Foundations: Speaks Clearly
- Post it notes



**TIME:** 30 minutes



### ACTIVITY PROCESS

1. Display the PowerPoint slide with the math video.
2. Participants read the descriptors for COG 5. Direct them to circle the word **or**, highlight the ; followed by the word **and**, and underline the word **and** when it connects two skills.
3. It is important to emphasize: 1) What ; followed by **and** means 2) What **and** means 3) What **or** means.
4. Participants compare their work with their neighbor's circles, highlights, and underlines to see if they identified them all. Make needed corrections or additions.
5. Discuss what the measure is assessing and what children might do for each of the developmental levels.
6. Repeat the process for COG 7 and COG 9.
7. Show the video clip and ask them to take notes on a post-it or a piece of paper.
8. What is this child able to do?
9. Which part(s) of the descriptor for COG 5 does the video address?
10. Which part(s) of the descriptor for COG 7 and COG 9 does the video address?



## Session 3


# LLD and ELD Directions Activity



### GOAL:

Participants will be able to learn how to use and become familiar with the LLD and ELD measures.

### MATERIALS REQUIRED:



- PowerPoint slides
- DRDP (2015) Preschool View
- Assessing Dual Language Learner handout

**TIME:** 15 minutes

### ACTIVITY PROCESS:

1. Facilitator will show slide of the Instructions for Using the Language and Literacy Development (LLD) and English Language Development (ELD) Measures.
2. Facilitator will ask participants to highlight question #12 inside the assessment and explain that if another language other than English is spoken in the child's home, they ELD measures must be completed.
3. Facilitator will show slide of the Assessing Children that are Dual; Language Learners handout. Provide 8-10 minutes to read the handout and highlight what stands out to them.
4. After the reading, facilitator will chart responses from the group "What was important to you?"

### REFLECTION:

Facilitator shows the slide of the Key Points for ELD & LLD and reviews the key points with the group.

### OPTIONS:

1. Participants can partner read the article.
2. Participants can chart their own response on chart paper (the top 3 important themes from the handout).







## A Quick Guide to the DRDP (2015): Assessing Children Who Are Dual Language Learners

Quick Guides to the DRDP (2015) provide useful information for better understanding and using the DRDP (2015). Please check out the other Quick Guides coming soon.

Young dual language learners are young children learning two or more languages at the same time, as well as those learning a second language while continuing to develop their first (or home) language. Many children arrive at school from homes where languages other than English are spoken. Overall, the development of language and literacy skills in a child's first (or home) language are important for the development of skills in a second language, and therefore, should be considered as the foundational step toward learning English.

### Code Switching: A Typical Feature of Dual Language Development

When assessing young dual language learners, keep in mind that code switching is a feature of language development for children who are learning two or more languages. This is well documented in the research literature. Code switching is the use of multiple languages within a single conversation. Even when children mix their two languages they tend to honor the grammatical rules of each:

- "I want leche." ["I want milk" in English.] is an example of inserting a Spanish noun within an English sentence
- "¡And then el niño se cayó!" ["And then the boy fell down" in English.] is an example of using English linking words within a Spanish sentence

As early as three years of age, children code-switch to playfully experiment with the two languages and to serve their own social goals, such as to emphasize a point, elaborate, interrupt, honor the language preference of their listener, and be included or exclude other children as they negotiate new roles in social situations. Often code-switching is influenced by the context or purpose of the child's communication. For example they might code-switch when speaking with one person, or may almost exclusively use one language with one person and then another language with another person.

### Understanding the Language and Literacy Development (LLD) Measures and the English-Language Development (ELD) Measures in the DRDP (2015)

The measures in the Language and Literacy Development (LLD) domain are used to assess all children's progress in developing foundational language and literacy skills, which can be demonstrated in any language. The young dual language learner may demonstrate knowledge and skills related to language and literacy development in their home language, in English, or in both languages.

The measures in the English Language Development (ELD) domain are used to assess the progress in learning to communicate **in English** of **preschool-age** children who are in a home environment where a language other than English is spoken. The developmental progression articulated by the ELD spoken measures is not age-related but rather indicative of a child's experiences with English. Children who are dual language learners will vary substantially in their acquisition of English language competencies, depending on factors such as the degree of exposure to English, level of support provided in their home language, and their motivation to acquire English.

For children who speak English at home, the assessor will complete the LLD measures only. Still, assessors should keep in mind that children who speak English at home may begin to use some words and phrases from other languages that they learn from their peers and adults in the classroom, family friends, the broader community, and the media. Children may also begin to mix these words and phrases with English. This experimentation with other languages contributes to children’s overall development of language and literacy skills.

**Remember:** for all children (infants, toddlers, and preschool-age) the assessor will complete the LLD measures. For preschool-age children who are dual language learners the assessor will complete both the LLD and the ELD measures.

## Collecting Documentation for Young Dual Language Learners

Children who are dual language learners may demonstrate knowledge and skills in their home language, in English, or in both languages. Communication in all languages the child uses should be considered when the Language and Literacy Development (LLD) measures of the DRDP (2015) are completed, as well as measures in the other domains.

The assessor who completes the instrument for a child who is a dual language learner should speak the child’s home language. If not, the assessor must receive assistance from another adult who speaks the child’s home language, for example an assistant teacher, a program director, an interpreter, or an adult family member who does speak the child’s home language. If the adult who speaks the child’s home language is not the child’s family member or the assistant teacher in the child’s class, the program should make arrangements for the adult and child to have time to interact. The adult can then communicate what s/he observes during the interaction to the assessor.

### Learn More:

For additional information on Code-Switching, refer to the section titled ‘Code Switching’ of “Paper 2: Cognitive Consequences of Dual Language Learning: Cognitive Function, Language and Literacy” (of *California’s Best Practices for Young Dual Language Learners: Research Overview Papers*).

The following publication provides reviews of the most current research regarding young dual language learners: Governor’s State Advisory Council on Early Learning and Care. 2013. *California’s Best Practices for Young Dual Language Learners: Research Overview Papers*. Sacramento: California Department of Education. Available at: [www.cde.ca.gov/sp/cd/ce/documents/dllresearchpapers.pdf](http://www.cde.ca.gov/sp/cd/ce/documents/dllresearchpapers.pdf)

# Completing a Developmental Profile

---




## Session 3



### GOALS:

The goal of this activity is to provide the participants with practice in using observation notes to complete a child's profile.



### MATERIALS REQUIRED:

- Copies of Ruby's preschool portfolio, "Ruby"
- Copies of a DRDP (2015) (or age appropriate assessment)
- Copies of a partially completed DRDPtech Measures Rated report for Ruby

**TIME:** 45 minutes

**VARIATION:** *Participants working with children of other ages are free to use one of the other portfolios (e.g. "Mai–14 Months" and "Uriel– Nine-Ten Years.")*

---

### ACTIVITY PROCESS:

1. Distribute copies of all materials.
2. Ask the participants to form pairs and read through the portfolio. Study the photos, work samples, and dated observation notes.
3. Each pair should work together to find information about each child to record on the DRDP rating record.
4. Participants mark the three to four measures that have no rating with the highest level mastered. They also need to be prepared to share what documentation provided support.



### REFLECTION:

Return to the large group. Ask participants to share lessons learned in doing this activity. What will the biggest challenges be in completing this process for each of the real children in the program? How might participants address these challenges?

## Infant/Toddler Portfolio

---

### Language and Motor

**Children show growing abilities in communication and language**

**Children demonstrate an increased proficiency in motor skills**

Mai is 14-months-old. English is her primary language. She has attended the Infant/Toddler program for three months.



8-10

Mai smiles and walks unsteadily to mom when she comes to pick her each day. She raises her arms to say "Up".



8-12

Mai says "hi" when she arrives at the center. She says "hi" when other children arrive.



8-17

Mai says "uh-oh" when she loses her balance and falls. She says "uh-oh" when other children or objects fall. If they cry – she gets a concerned look



8-16

Mai found Alex's pacifier. She said "uh-oh". She walked to Alex and gave him the pacifier. She smiled as Alex put the pacifier in his mouth.

## LANGUAGE with Mai

8-23

When Joan tells Mai that they are going “Outside to play,” she repeats “Out, Out” as she goes to the playground door.

9-10

I asked “Who’s that?” (I pointed to the photo of M. with mom.) She said, “mama.” She continued to look, then pointed to herself.

9-18

Mai walked to the kitchen half door. She took in a big whiff of air – smelling lunch. She said “eat.”

### STAFF REFLECTION NOTE:

All of these observations are evidence of Mai’s comprehension and responsiveness to language. She repeats many words that she hears and she communicates her needs and interests through gestures and a few words.

## MOTOR with Mai



8-10

Mai walks steadily on a flat surface. She balances her body front to back when stepping on uneven surfaces like in the sand box or on the mattress on the floor.

Her mom says that she started pulling up to stand at 10.5 months and has been walking steadily for 2 months.



8-16

Mai works at keeping her balance while she walks – moving her upper body and arms forward and back. She appears to work at more physically when she carries objects in both hands. Today, she carried pegs, books, and stuffed animals from one part of the classroom to another – usually to Joan or friend.




8-18

Mai grasped the pegs with her full hand, wrapping her thumb and fingers around the sides of the pegs. She then brought the pegs in each hand to her center and banged them together making a click sound. She matched the two rounded parts of the pegs turning the pegs by turning her hands. When I put a peg into a hole of the mat, she turned away carrying the pegs to another location.




9-01

Alex and Joan were rolling a ball on the floor. Mai followed the ball to the wall. When it slowly bounced back toward her, it slowed and she picked it up. She rolled the ball back in Alex's direction, pushing it forward, losing her balance for a few seconds. She regained her balance and followed the ball again.



9-12

Mai goes to the sink after her diaper is changed and steps up on the stool. She reaches for the soap pump and puts her hands in the running water under the faucet with assistance. She takes a paper towel and squishes it in her hands and wipes her mouth.



9-25

Mai played in the playhouse kitchen. She picked up the baby doll, holding it in one hand and then the other. She rocked it gently, gave it a kiss on the head, took it to Alex and then walked back to the playhouse, bringing the doll back. She stopped every few minutes to examine the doll's arms and legs – moving them up and down.

# DRDP (2015)

An Early Childhood  
Developmental Continuum

## Early Education Information Page

For use with Early Care and  
Education Programs

- 1a. Child's first name (Legal): \_\_\_\_\_
- 1b. Child's last name (Legal): \_\_\_\_\_
- Date DRDP (2015) was completed (mm/dd/yyyy) \_\_\_\_/\_\_\_\_/\_\_\_\_
- Assessment period (e.g., Fall 2016) \_\_\_\_\_

### Child Information

2. Statewide Student Identifier (10-digit SSID) \_\_\_\_\_
3. Agency Identifier \_\_\_\_\_  
(agency identifier and statewide student identifier can be the same)
4. Child's classroom or setting: \_\_\_\_\_
5. Birth date (mm/dd/yyyy): \_\_\_\_/\_\_\_\_/\_\_\_\_
6. Gender Male Female
7. Initial date of enrollment in early childhood program (mm/dd/yyyy): \_\_\_\_/\_\_\_\_/\_\_\_\_  
Date child was withdrawn from the program (mm/dd/yyyy): \_\_\_\_/\_\_\_\_/\_\_\_\_

### 8a. What is this child's ethnicity?

Yes, Hispanic or Latino No, not Hispanic or Latino

### 8b. What is this child's race? Mark one or more races to indicate what this child considers himself/herself to be.

Asian Indian  
Black or African-American  
Cambodian  
Chinese  
Filipino  
Guamanian  
Hawaiian  
Hmong  
Japanese  
Korean  
Laotian  
Native American  
Other Asian  
Other Pacific Islander  
Samoan  
Tahitian  
Vietnamese  
White  
Intentionally left blank

### 17. Does this child have an Individualized Education Program (IEP) or an Individualized Family

Service Plan (IFSP)? Yes No Don't know

### Observer Information

9. Agency: \_\_\_\_\_ Site: \_\_\_\_\_
10. Your name: \_\_\_\_\_ Title: \_\_\_\_\_
11. Are you the primary teacher working with this child?  
Yes  
No (specify your relationship to the child): \_\_\_\_\_
12. Did another adult assist you with assessing this child?  
Yes (role/relationship): \_\_\_\_\_  
No

### Child's Language Information

13. Child's home language(s): \_\_\_\_\_  
Is a language other than English spoken in the child's home? Yes No  
*If yes, the ELD measures must be completed for a preschool-age child*
14. What language(s) do you speak with this child? \_\_\_\_\_
15. Did someone who understands and uses the child's home language assist you with completing the observation?  
Yes, role/relationship: \_\_\_\_\_  
No Not applicable (I understand and use the child's home language)
16. Child is enrolled in: Check all that apply.  
State Infant/Toddler Program Tribal Head Start  
State Preschool Migrant  
Head Start First 5  
Early Head Start Title 1  
Child Care Center Family Child Care Home  
Other: \_\_\_\_\_
- Child's tuition fees are:  
Subsidized (tuition assistance) Not subsidized (full fee) Don't know



# DRDP (2015)

## An Early Childhood Developmental Continuum

### I/T Comprehensive View Rating Record

### For Use with Infants and Toddlers in Early Care and Education Programs and Special Education Programs

Child's Name (First and Last): \_\_\_\_\_

Agency ID or SSID: \_\_\_\_\_

Assessment Period (e.g., Fall 2016): \_\_\_\_\_

Date DRDP (2015) was completed (e.g., 09/07/2014) \_\_\_\_\_ / \_\_\_\_\_ / \_\_\_\_\_  
month day year

The Rating Record is to be used with the DRDP (2015) Instrument to keep track of each child's developmental levels as you complete the assessment. Mark the developmental level the child has mastered for every measure.

Measure	Measure Name	Responding Earlier	Responding Later	Exploring Earlier	Exploring Middle	Exploring Later	Building Earlier	Building Middle	Building Later	Integrating Earlier	EM	UR
ATL-REG 1	Attention Maintenance											
ATL-REG 2	Self-Comforting											
ATL-REG 3	Imitation											
ATL-REG 4	Curiosity and Initiative in Learning											
ATL-REG 5	Self-Control of Feelings and Behavior											
SED 1	Identity of Self in Relation to Others											
SED 2	Social and Emotional Understanding											
SED 3	Relationships and Social Interactions with Familiar Adults											
SED 4	Relationships and Social Interactions with Peers											
SED 5	Symbolic and Sociodramatic Play											
LLD 1	Understanding of Language (Receptive)											
LLD 2	Responsiveness to Language											
LLD 3	Communication and Use of Language (Expressive)											
LLD 4	Reciprocal Communication and Conversation											
LLD 5	Interest in Literacy											
COG 1	Spatial Relationships											
COG 2	Classification											
COG 3	Number Sense of Quantity											
	Note: COG 4 - COG 7 are only for use for preschool age children											
COG 8	Cause and Effect											
PD-HLTH 1	Perceptual-Motor Skills and Movement Concepts											
PD-HLTH 2	Gross Locomotor Movement Skills											
PD-HLTH 3	Gross Motor Manipulative Skills											
PD-HLTH 4	Fine Motor Manipulative Skills											
PD-HLTH 5	Safety											
PD-HLTH 6	Personal Care Routines: Hygiene											
PD-HLTH 7	Personal Care Routines: Feeding											
PD-HLTH 8	Personal Care Routines: Dressing											

## LANGUAGE AND LITERACY with Ruby



1/09 Ruby works at an overhead projector.  
"Mira Maestra."  
"You look like you're working very hard."  
"Mmhmm. A lot of work."  
"Can you tell me about this?"  
"I do my name. Ruby. R, R (letter sounds)."

2/09 Ruby understands and follows the request, "Please put your work in the drying rack, put the paint away, and then wash your hands."

2/09 Ruby works side by side with Elizabeth, sharing a set of watercolors. She works first to paint her name, and then begins painting various other letter like forms. She identifies, in English, an O, M, B and C.



4/09 Ruby draws this picture after a discussion conducted in English about the death of a classroom caterpillar. She explains, "La oruga se cayo en el suelo y se murio. La Sra. Wilson la puso en el jardin para que descansa alli."  
Translation-"The caterpillar fell in the ground and it died. Mrs. Wilson put it in the garden so it can rest there."


5/09 After listening to a story read aloud in English about the butterfly lifecycle, Ruby draws this representation. She draws each scene on a separate page of her booklet and dictates the story in English. She includes a front cover and points to her name when asked who the author is.

1

Ruby



2



"The eggs coming through the hole in the butterfly."

3



"Right here, the baby butterfly coming through the leaf."

4



"Right here, the mommy and the daddy crying because the baby not coming out the tummy of the mom."

5



"Right here, the brother and sister crying because the baby not coming from the tummy the mom."

# DRDP (2015)

## Early Education PS Fundamental View Rating Record

### An Early Childhood Developmental Continuum

### For use with Preschool-age Children in Early Care and Education Programs

Child's Name (First and Last): \_\_\_\_\_

Agency ID or SSID: \_\_\_\_\_

Assessment Period (e.g., Fall 2016): \_\_\_\_\_

Date DRDP (2015) was completed (e.g., 09/07/2014) \_\_\_\_\_ / \_\_\_\_\_ / \_\_\_\_\_

month day year

The Rating Record is to be used with the DRDP (2015) Instrument to keep track of each child's developmental levels as you complete the assessment. Mark the developmental level the child has mastered for every measure.

Measure	Measure Name	Responding Earlier	Responding Later	Exploring Earlier	Exploring Middle	Exploring Later	Building Earlier	Building Middle	Building Later	Integrating Earlier	Not yet	Conditional Measure (not rated)	EM	UR
ATL-REG 1	Attention Maintenance*													
ATL-REG 2	Self-Comforting*													
ATL-REG 3	Imitation*													
ATL-REG 4	Curiosity and Initiative in Learning													
ATL-REG 5	Self-Control of Feelings and Behavior													
ATL-REG 6	Engagement and Persistence													
ATL-REG 7	Shared Use of Space and Materials													
SED 1	Identity of Self in Relation to Others													
SED 2	Social and Emotional Understanding													
SED 3	Relationships and Social Interactions with Familiar Adults													
SED 4	Relationships and Social Interactions with Peers													
SED 5	Symbolic and Sociodramatic Play													
LLD 1	Understanding of Language (Receptive)													
LLD 2	Responsiveness to Language													
LLD 3	Communication and Use of Language (Expressive)													
LLD 4	Reciprocal Communication and Conversation													
LLD 5	Interest in Literacy													
LLD 6	Comprehension of Age-Appropriate Text													
LLD 7	Concepts about Print													
LLD 8	Phonological Awareness													
LLD 9	Letter and Word Knowledge													
LLD 10	Emergent Writing													

Measure	Measure Name	Discovering Language	Discovering English	Exploring English	Developing English	Building English	Integrating English	Conditional Measure (not rated)	EM	UR
ELD 1	Comprehension of English (Receptive English)									
ELD 2	Self-Expression in English (Expressive English)									
ELD 3	Understanding and Response to English Literacy Activities									
ELD 4	Symbol, Letter, and Print Knowledge in English									

\*These measures required for children with IEPs.

# DRDP (2015)

## PS Fundamental View Rating Record

### For use with Preschool-age Children in Early Care and Education Programs

Child's Name (First and Last): \_\_\_\_\_

Agency ID or SSID: \_\_\_\_\_

Measure	Measure Name	Responding Earlier	Responding Later	Exploring Earlier	Exploring Middle	Exploring Later	Building Earlier	Building Middle	Building Later	Integrating Earlier	Not yet	Conditional Measure (not rated)	EM	UR
C0G 1	Spatial Relationships*													
C0G 2	Classification													
C0G 3	Number Sense of Quantity													
C0G 4	Number Sense of Math Operations													
C0G 5	Measurement													
C0G 6	Patterning													
C0G 7	Shapes													
PD-HLTH 1	Perceptual-Motor Skills and Movement Concepts													
PD-HLTH 2	Gross Locomotor Movement Skills													
PD-HLTH 3	Gross Motor Manipulative Skills													
PD-HLTH 4	Fine Motor Manipulative Skills													
PD-HLTH 5	Safety*													
PD-HLTH 6	Personal Care Routines: Hygiene*													
PD-HLTH 7	Personal Care Routines: Feeding*													
PD-HLTH 8	Personal Care Routines: Dressing*													
PD-HLTH 9	Active Physical Play													
PD-HLTH 10	Nutrition*													

\*These measures required for children with IEPs.

Rating Record (for use with Early Care and Education Programs) Page 2 of 2

## School age Portfolio

---

### Self Concept + Literacy

Children show self-awareness and a positive self-concept

Children demonstrate emerging literacy skills

Uriel is 11 years old and Spanish was his primary language. He has been bilingual for 6 years. He has attended the after-school program for 6 years.




10/12

Uriel had snack with friends outside. He shared in conversation that he had two brothers and he was in the middle. He also told that he is a peace patrol officer and a club leader.





## Self Concept with Uriel



# LITERACY with Uriel

Child Uriel Date 5/22/ Time 4:00pm  
 DR1 DR2 DR3 DR4 Indicator/Measure Lit 3 mea 24  
Lit 4 mea 25

## OBSERVATION

Uriel had finished reading the third book in the Harry Potter series. He was writing his book report and was sharing with a first grader about why he thought the first book was better than the third book.

Child Uriel Date 6/7/05 Time 3:45pm  
 DR1 DR2 DR3 DR4 Indicator/Measure Lit 4 Mea 25

## OBSERVATION

Uriel wanted to write a skit for the 5th grade graduation on "Captain Kind". He wanted it to follow the song and book. While playing the song over and over he wrote out the words. When it was time for him to go home, the skit was 1/2 done.


6/2

Uriel will select a book from the reading corner nearly everyday. He finds a comfortable chair or cushion and reads to himself in soft whispers for 10 to 15 minutes.

Child Uriel Date 5/23/ Time 3:10pm  
 DR1 DR2 DR3 DR4 Indicator/Measure Lit 1 mea 22

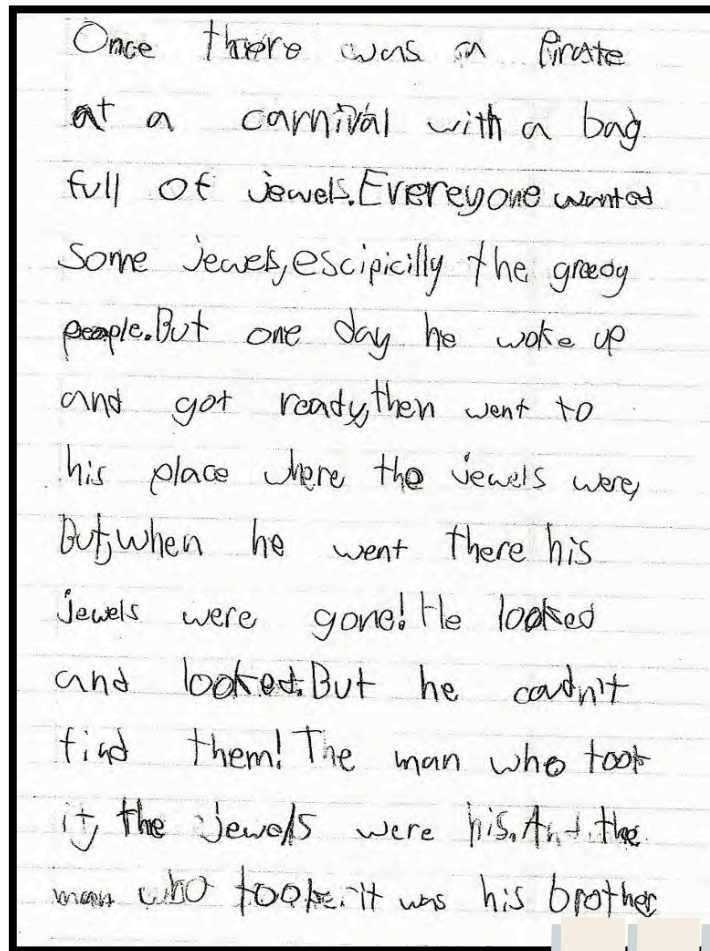
## OBSERVATION

Took out the game upwards and proceeded to read the directions to teach three other children how to play the game. Half way through reading the directions, one child quit. Another child came and asked if she could play. Uriel patiently recapped the directions already read and they began to play. They played for 30 minutes.





## Uriel's Writing Sample



7/12

Uriel and four other children entered an essay contest through the YMCA program. The topic was the importance of having a hero.

Uriel won the contest with his essay and his prize was having the professional pitcher, Adam Eaton, visit the center to meet and talk with the children about baseball and having heroes in their lives.

# Desired Results Developmental Profile—School-Age® (2010) Simplified Version Rating Record

DRDP-SA® (2010)

Date of assessment: 07/18/2019 Child: Uriel Observer: Mr. George  
Classroom: Pathfinders Site: Bay Agency: Demo

Use an unmarked instrument to review the definition and descriptors for each measure to rate the child. Mark the column of the **Developmental Level** the child has mastered. Mark the column **Emerging** if the child is emerging to the next level for a measure. Mark the column **Unable to Rate** in the rare circumstance you are unable to rate a measure. On a separate page(s), record your evidence for each measure. (See instructions for using the Rating Record, p. vi)



SA Measure	DOMAIN: Self and Social Development (SSD)	Not yet at first level	Developmental Level					Emerging	Unable to Rate
			Developing	Understanding	Integrating	Expanding	Connecting		
1	SSD1: Identity of self and connection to others								
2	SSD2: Self-esteem								
3	SSD3: Empathy					X			
4	SSD4: Impulse control					X			
5	SSD5: Follows rules							X	
6	SSD6: Awareness of diversity: appreciation of differences and similarities					X			
7	SSD7: Interactions with adults								
8	SSD8: Friendship							X	
9	SSD9: Conflict negotiation							X	
SA Measure	Domain: Health (HLTH)	Not yet at first level	Developmental Level					Emerging	Unable to Rate
			Developing	Understanding	Integrating	Expanding	Connecting		
10	HLTH1: Safety						X		
11	HLTH2: Understanding healthy lifestyle						X		
12	HLTH3: Personal care routines						X		
13	HLTH4: Exercise and fitness						X		



# Desired Results Developmental Profile—School-Age® (2010) Simplified Version

## List of Measures Within Domains

DRDP-SA® (2010)

Domain	Measure
<b>Self and Social Development (SSD)</b> 	<b>1</b> SSD1: Identity of self and connection to others
	<b>2</b> SSD2: Self-esteem
	<b>3</b> SSD3: Empathy
	<b>4</b> SSD4: Impulse control
	<b>5</b> SSD5: Follows rules
	<b>6</b> SSD6: Awareness of diversity: appreciation of differences and similarities
	<b>7</b> SSD7: Interactions with adults
	<b>8</b> SSD8: Friendship
	<b>9</b> SSD9: Conflict negotiation
<b>Health (HLTH)</b> 	<b>10</b> HLTH1: Safety
	<b>11</b> HLTH2: Understanding healthy lifestyle
	<b>12</b> HLTH3: Personal care routines
	<b>13</b> HLTH4: Exercise and fitness



# Completing a Child's Developmental Progress Form


## Session 3



### GOALS:

The goal of this activity is for the participants to practice completing a Child's Developmental Progress form.

### MATERIALS REQUIRED:



- Copies of observation notes and portfolio for preschool child
- Copies of a completed DRDP or use the completed sample from the previous activity
- Copy of blank Child's Developmental Progress Form
- Copy of completed sample Child's Developmental Progress form



**TIME:** 30  
minutes

### ACTIVITY PROCESS:



1. Explain that the Child's Developmental Progress Form is used during the parent conferences to describe an individual child's development. Teachers use this form to summarize adult observations, developmental profile data, and parent conference notes. Avoid using DRDP terminology with parents, as it may be difficult for them to understand. When discussing a child's developmental progress, talk about his or her strengths, areas for improvement, and goals he or she should meet. Write parent feedback on the form.
2. Have participants work in table groups.
3. Ask each small group to review the preschool portfolio and completed DRDP
4. Using the DRDP as a reference, have each group identify three strengths and at least one area needing improvement to report to the parents. Find one way that the program can help the preschooler learn and develop. Collaborate with the family on one or more ways that the preschooler could be supported at home.
5. Each group may record this information on a blank progress form.

### REFLECTION:



1. Distribute the completed sample progress form. Explain that there are many ways to complete the form. Ask the participants how the information provided by this imaginary teacher compares with what they wrote.
2. Discuss any remaining questions the participants may have about using the summary form.
3. While programs may not delete any of the fields from the Child Developmental Progress Form, additional information may be added.

## Child's Developmental Progress

Child's Name: \_\_\_\_\_

Date of Conference: \_\_\_\_\_

Agency/Site: \_\_\_\_\_

This form describes your child's developmental progress in achieving four broad desired results for all children:

- ❖ Children are personally and socially competent
- ❖ Children are effective learners
- ❖ Children show physical and motor competence
- ❖ Children are safe and healthy

---

Your child's strengths include...

---

Areas your child is currently working on include...

---

We (teachers, caregivers, families) can help your child learn and develop in the program by...

You can help your child learn and develop at home by...

---

Person Conducting the Conference

Name: \_\_\_\_\_

Title: \_\_\_\_\_

Signature: \_\_\_\_\_

---

Parent/Guardian

Name: \_\_\_\_\_

Signature: \_\_\_\_\_

## Summary of Your Child's Developmental Progress [SAMPLE]

This summary describes your child's developmental progress in achieving four broad desired results for children:

- Children are personally and socially competent.
- Children are effective learners.
- Children show physical and motor competence.
- Children are safe and healthy.

### Your child's strengths include:

- Amy has formed friendships with many children in the program. She is willing to listen to others during conflict and tries to provide solutions when asked. Amy has expressed concern for her friends when they are hurt or feeling sad.
- Amy spends time engaged in dramatic play. This play continues from day-to-day, repeating over many days.
- Amy has begun to express interest in attempting to write down her stories, making wavy lines across the paper to look like writing.
- She uses the climbing structure, bikes in the yard, and practices her climbing, running, jumping and galloping.

### Areas your child is currently working on:

- Amy is exploring number concepts, counting and quantities to five.
- Amy spends a lot of time drawing or writing symbols for her stories. This is one of the first steps in reading and writing.
- She practices putting on her shoes and socks regularly, requesting assistance when needed.

### We can help your child learn and develop by...

#### *In the program*

- Providing support to help her use letters in her writing attempts through dictation.
- Providing opportunity and materials for her to practice use of numbers and math ideas.
- Allowing Amy increased opportunity to orally share her ideas in conversation.
- Adding new materials to the outdoor environment that offer Amy more challenging experiences to further develop her motor skills.

#### *At home*

- Talk with Amy about any activities that may have happened that day.
- Read and tell stories at home, pointing out familiar words and asking questions about what you read.
- Help Amy recognize letters in her name and other familiar letters in print.
- Inform us of any progress, questions or ideas you may have regarding Amy's development.

Person Conducting the Conference	Parent/Guardian
Name:	Name:
Title:	Signature:
Signature:	


# Writing a Summary of Findings

---



## GOAL:

Practice identifying key findings using the Class Planning Report and the DRDP Classroom Summary of Findings. Participants will gain experience writing a summary of finding.



## MATERIALS REQUIRED:

- Copies of the DRDP Summary of Findings
- Copies of the Classroom profile
- Class Planning Report for either preschool or infant/toddler
- Sample of completed DRDP Classroom Summary of Findings form

**TIME:** 30-45 Minutes

---

## ACTIVITY PROCESS

1. Have participants read the age appropriate Classroom Profile to know more about the classroom.
2. Work in small groups. Have each group identify key findings from the domains and measures presented in the classroom planning report.
3. Ask each group to discuss the questions provided for the domains and measures. Have the groups then complete the DRDP Classroom Summary of Findings form.
4. Return to the large group. Ask one member from each small group to share with the large group the group's discussions and completed forms. Discuss any remaining questions or concerns.

Program:

- 3.5 hours per day
- Data collected Fall 2018

Children:

- 18 children enrolled
- Age Range 3.5 – 5 years
  - 2 four-year-old with Individual Education Program (IEP)
  - 11 Dual language learners
  - 5 children are 3.5 years of age
  - 4 children are 4 years of age
  - 9 children are 5 years of age

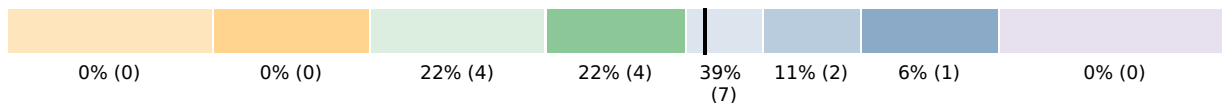
Staff:

- 2 teachers & 1 teacher's assistant
  - 1 teacher is English speaking only
  - 1 teacher is bilingual (Spanish & English)
  - Teacher assistant is bilingual (Chinese & English)



## Approaches to Learning--Self-Regulation

Fall 2018  
(n = 18)



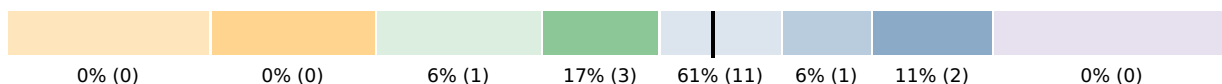
	Not Rated	Responding Earlier	Responding Later	Exploring Earlier	Exploring Middle	Exploring Later	Building Earlier	Building Middle	Building Later	Integrating Earlier
<b>ATL-REG0001 Attention Maintenance*</b>			Heather R. Jarod P.	Caroline F. Ricky J. Sarah A.		Kara K. Kaylie F. Ellen N. Stephen L.	Evan A. Erik C. Gretchen T.			
<b>ATL-REG0002 Self-Comforting*</b>				Kara K. Erik C. Heather R. Jarod P.		Caroline F. Kaylie F. Ellen N. Ricky J. Sarah A.	Evan A. Gretchen T. Stephen L.			
<b>ATL-REG0003 Imitation*</b>				Caroline F. Kara K. Erik C. Jarod P.		Kaylie F. Ellen N. Heather R. Ricky J. Stephen L. Sarah A.	Evan A. Gretchen T.			
<b>ATL-REG0004 Curiosity and Initiative in Learning</b>				Kara K. Jarod P.		Caroline F. Ellen N. Heather R. Sarah A.	Kaylie F. Evan A. Erik C. Sabrina W. Nancy L. Ricky J. Stephen L. Tao Z.	Jerome Q. Julie R. Spencer T.	Gretchen T.	
<b>ATL-REG0005 Self-Control of Feelings and Behavior</b>				Caroline F. Kara K. Ellen N. Stephen L.		Heather R. Jarod P. Ricky J. Sarah A. Spencer T. Tao Z.	Kaylie F. Evan A. Sabrina W. Nancy L.	Erik C. Gretchen T. Jerome Q. Julie R.		

	Not Rated	Responding Earlier	Responding Later	Exploring Earlier	Exploring Middle	Exploring Later	Building Earlier	Building Middle	Building Later	Integrating Earlier
<b>ATL-REG0006 Engagement and Persistence</b>				Kara K.		Caroline F. Heather R. Sarah A.	Kaylie F. Ellen N. Evan A. Jarod P. Nancy L. Ricky J. Stephen L.	Erik C. Gretchen T. Jerome Q. Julie R. Sabrina W. Spencer T. Tao Z.		
<b>ATL-REG0007 Shared Use of Space and Materials</b>				Kara K.		Caroline F. Heather R.	Ellen N. Evan A. Jarod P. Sabrina W. Nancy L. Ricky J. Stephen L. Sarah A. Spencer T. Tao Z.	Kaylie F. Jerome Q. Julie R.	Erik C. Gretchen T.	



## Social and Emotional Development

**Fall 2018**  
(n = 18)



	Not Rated	Responding Earlier	Responding Later	Exploring Earlier	Exploring Middle	Exploring Later	Building Earlier	Building Middle	Building Later	Integrating Earlier
<b>SED0001 Identity of Self in Relation to Others</b>				Kara K. Jarod P.		Caroline F. Erik C. Heather R. Sarah A.	Kaylie F. Ellen N. Evan A. Sabrina W. Nancy L. Ricky J. Stephen L. Spencer T. Tao Z.	Gretchen T. Jerome Q. Julie R.		
<b>SED0002 Social and Emotional Understanding</b>				Jarod P.		Caroline F. Kara K. Erik C. Heather R.	Kaylie F. Ellen N. Evan A. Sabrina W. Nancy L. Ricky J. Stephen L. Sarah A. Spencer T. Tao Z.	Gretchen T. Jerome Q. Julie R.		
<b>SED0003 Relationships and Social Interactions with Familiar Adults</b>			Caroline F.			Kara K. Kaylie F. Heather R. Jarod P. Sarah A.	Ellen N. Evan A. Erik C. Sabrina W. Nancy L. Ricky J. Stephen L. Spencer T. Tao Z.	Jerome Q.	Gretchen T. Julie R.	

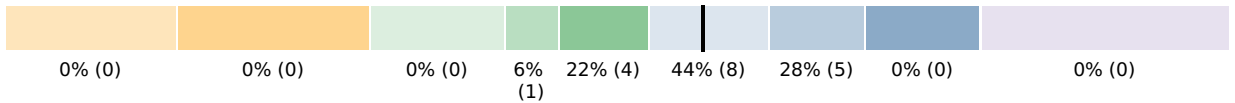
DRDP-174

	Not Rated	Responding Earlier	Responding Later	Exploring Earlier	Exploring Middle	Exploring Later	Building Earlier	Building Middle	Building Later	Integrating Earlier
<b>SED0004 Relationships and Social Interactions with Peers</b>				Kara K.			Caroline F. Ellen N. Evan A. Heather R. Jarod P. Sabrina W. Nancy L. Ricky J. Stephen L.  Sarah A.  Spencer T. Tao Z.	Kaylie F.  Erik C.  Jerome Q.	Gretchen T.  Julie R.	
<b>SED0005 Symbolic and Sociodramatic Play</b>				Kara K.		Ellen N. Heather R. Ricky J. Stephen L.	Caroline F.  Evan A. Erik C.  Jarod P. Sabrina W. Nancy L. Spencer T. Tao Z.	Kaylie F.  Jerome Q. Sarah A.	Gretchen T.  Julie R.	



## Language and Literacy

**Fall 2018**  
(n = 18)



	Not Rated	Responding Earlier	Responding Later	Exploring Earlier	Exploring Middle	Exploring Later	Building Earlier	Building Middle	Building Later	Integrating Earlier
<b>LLD0001 Understanding of Language (Receptive)</b>						Caroline F. Heather R. Jarod P.	Kara K. Kaylie F.  Ellen N. Evan A. Erik C.  Sabrina W. Nancy L. Sarah A.  Tao Z.	Gretchen T.  Jerome Q. Julie R. Ricky J. Stephen L.  Spencer T.		
<b>LLD0002 Responsiveness to Language</b>						Caroline F.	Kara K. Ellen N. Evan A. Heather R. Jarod P. Sabrina W. Nancy L. Sarah A.  Tao Z.	Kaylie F.  Erik C.  Jerome Q. Ricky J. Stephen L.  Spencer T.	Gretchen T.  Julie R.	
<b>LLD0003 Communication and Use of Language (Expressive)</b>					Caroline F. Erik C.	Heather R. Jarod P. Sarah A.	Kara K. Ellen N. Evan A. Sabrina W. Nancy L. Ricky J. Tao Z.	Kaylie F.  Jerome Q.	Gretchen T.  Julie R. Stephen L.  Spencer T.	

	Not Rated	Responding Earlier	Responding Later	Exploring Earlier	Exploring Middle	Exploring Later	Building Earlier	Building Middle	Building Later	Integrating Earlier
<b>LLD0004 Reciprocal Communication and Conversation</b>				Caroline F. Erik C.	Heather R. Jarod P. Sarah A.	Kaylie F. Ellen N.	Kara K. Evan A. Sabrina W. Nancy L. Ricky J. Tao Z.	Gretchen T. Jerome Q.	Julie R. Stephen L. Spencer T.	
<b>LLD0005 Interest in Literacy</b>				Caroline F.		Kaylie F. Heather R. Jarod P. Sarah A.	Kara K. Ellen N. Evan A. Erik C. Jerome Q. Sabrina W. Nancy L. Ricky J. Tao Z.	Gretchen T. Julie R. Stephen L. Spencer T.		
<b>LLD0006 Comprehension of Age-Appropriate Text</b>					Caroline F. Erik C.	Kara K. Kaylie F. Ellen N. Heather R. Jarod P. Ricky J. Sarah A. Tao Z.	Evan A. Gretchen T. Sabrina W. Nancy L. Stephen L. Spencer T.	Jerome Q. Julie R.		
<b>LLD0007 Concepts about Print</b>					Caroline F. Heather R. Sarah A.	Erik C. Jarod P.	Kara K. Kaylie F. Ellen N. Evan A. Gretchen T. Sabrina W. Nancy L. Ricky J. Stephen L. Spencer T. Tao Z.	Jerome Q. Julie R.		
<b>LLD0008 Phonological Awareness</b>					Caroline F. Erik C. Heather R. Jarod P.	Sarah A.	Kara K. Kaylie F. Evan A. Gretchen T. Sabrina W. Nancy L. Ricky J. Stephen L. Spencer T. Tao Z.	Jerome Q. Julie R.		
<b>LLD0009 Letter and Word Knowledge</b>					Caroline F. Kaylie F. Erik C. Heather R. Ricky J. Sarah A.	Ellen N. Jarod P. Stephen L. Spencer T.	Kara K. Evan A. Gretchen T. Sabrina W. Nancy L. Tao Z.	Julie R.	Jerome Q.	

	Not Rated	Responding Earlier	Responding Later	Exploring Earlier	Exploring Middle	Exploring Later	Building Earlier	Building Middle	Building Later	Integrating Earlier
<b>LLD0010 Emergent Writing</b>						Caroline F. Heather R. Jarod P. Sarah A.	Kara K. Kaylie F.  Ellen N. Evan A. Erik C.  Gretchen T.  Sabrina W. Nancy L. Ricky J. Stephen L.  Spencer T. Tao Z.	Jerome Q. Julie R.		

## English Language Development

Rating Period  
(# of children)

Discovering  
Language

Discovering  
English

Exploring  
English

Developing  
English

Building  
English

Integrating  
English

**Fall 2018**  
(n = 11)

9% (1)    9% (1)    27% (3)    36% (4)    18% (2)    0% (0)

	Not Rated	Discovering Language	Discovering English	Exploring English	Developing English	Building English	Integrating English
<b>ELD0001 Comprehension of English (Receptive English)</b>	Kaylie F. Ellen N. Gretchen T. Jerome Q. Julie R. Sabrina W. Spencer T.	Caroline F.	Heather R.	Jarod P. Sarah A.	Kara K. Erik C. Nancy L. Tao Z.	Evan A. Ricky J.	Stephen L.
<b>ELD0002 Self-Expression in English (Expressive English)</b>	Kaylie F. Ellen N. Gretchen T. Jerome Q. Julie R. Sabrina W. Spencer T.		Caroline F. Erik C.	Heather R. Jarod P. Sarah A.	Kara K. Nancy L. Tao Z.	Evan A. Ricky J. Stephen L.	
<b>ELD0003 Understanding and Response to English Literacy Activities</b>	Kaylie F. Ellen N. Gretchen T. Jerome Q. Julie R. Sabrina W. Spencer T.	Caroline F.		Erik C. Heather R. Jarod P. Sarah A.	Kara K. Nancy L. Ricky J. Tao Z.	Evan A. Stephen L.	
<b>ELD0004 Symbol, Letter, and Print Knowledge in English</b>	Kaylie F. Ellen N. Gretchen T. Jerome Q. Julie R. Sabrina W. Spencer T.	Caroline F. Erik C. Heather R. Ricky J. Sarah A.	Jarod P.	Nancy L. Stephen L.	Kara K. Evan A. Tao Z.		

## Cognition, Including Math and Science

**Fall 2018**  
(n = 18)

0% (0)    0% (0)    0% (0)    28% (5)    61% (11)    11% (2)    0% (0)    0% (0)

	Not Rated	Responding Earlier	Responding Later	Exploring Earlier	Exploring Middle	Exploring Later	Building Earlier	Building Middle	Building Later	Integrating Earlier
<b>COG0001 Spatial Relationships*</b>				Jarod P.		Caroline F.  Kara K. Ellen N. Erik C.  Heather R. Sarah A.	Kaylie F.  Evan A. Gretchen T.  Jerome Q. Julie R. Sabrina W. Nancy L. Ricky J. Stephen L.  Tao Z.			
<b>COG0002 Classification</b>				Caroline F.		Heather R. Sarah A.	Kara K. Kaylie F.  Ellen N. Evan A. Erik C.  Jarod P. Nancy L. Ricky J. Stephen L.  Spencer T. Tao Z.	Gretchen T.  Jerome Q. Julie R. Sabrina W.		
<b>COG0003 Number Sense of Quantity</b>				Heather R. Sarah A.		Caroline F.  Ellen N. Erik C.  Jarod P.	Kara K. Kaylie F.  Evan A. Nancy L.	Gretchen T.  Jerome Q. Julie R. Sabrina W. Ricky J. Stephen L.  Spencer T. Tao Z.		
<b>COG0004 Number Sense of Math Operations</b>						Caroline F.  Kaylie F.  Erik C.  Heather R. Jarod P. Sarah A.	Kara K. Ellen N. Evan A. Gretchen T.  Sabrina W. Nancy L. Ricky J. Stephen L.  Spencer T. Tao Z.	Jerome Q. Julie R.		
<b>COG0005 Measurement</b>				Caroline F.		Kaylie F.  Evan A. Erik C.  Heather R. Jarod P. Sarah A.	Kara K. Ellen N. Gretchen T.  Sabrina W. Nancy L. Ricky J. Stephen L.  Spencer T. Tao Z.	Jerome Q. Julie R.		

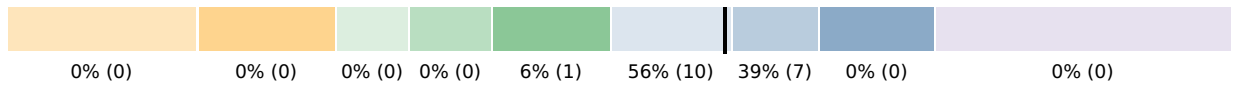
	Not Rated	Responding Earlier	Responding Later	Exploring Earlier	Exploring Middle	Exploring Later	Building Earlier	Building Middle	Building Later	Integrating Earlier
<b>COG0006 Patterning</b>				Heather R. Sarah A.		Caroline F.  Ellen N. Erik C.  Jarod P. Ricky J.	Kara K. Kaylie F.  Gretchen T.  Sabrina W. Nancy L. Stephen L.  Spencer T. Tao Z.	Evan A. Jerome Q. Julie R.		
<b>COG0007 Shapes</b>				Jarod P.		Kara K. Heather R. Sarah A.	Caroline F.  Kaylie F.  Ellen N. Evan A. Erik C.  Gretchen T.  Nancy L. Ricky J. Stephen L.  Spencer T. Tao Z.	Jerome Q. Julie R. Sabrina W.		
<b>COG0008 Cause and Effect</b>						Caroline F.  Kara K.	Kaylie F.  Ellen N. Evan A. Erik C.  Heather R. Jarod P. Sabrina W. Nancy L. Ricky J. Sarah A.  Tao Z.	Gretchen T.  Jerome Q. Julie R. Stephen L.  Spencer T.		
<b>COG0009 Inquiry Through Observation and Investigation</b>				Caroline F.		Erik C.  Heather R. Jarod P. Sarah A.	Kara K. Kaylie F.  Ellen N. Evan A. Sabrina W. Nancy L. Ricky J. Stephen L.  Spencer T. Tao Z.	Gretchen T.  Jerome Q. Julie R.		
<b>COG0010 Documentation and Communication of Inquiry</b>				Erik C.  Heather R. Jarod P.		Caroline F.  Kaylie F.  Ricky J. Sarah A.	Kara K. Ellen N. Evan A. Gretchen T.  Sabrina W. Nancy L. Stephen L.  Spencer T. Tao Z.	Jerome Q. Julie R.		

	Not Rated	Responding Earlier	Responding Later	Exploring Earlier	Exploring Middle	Exploring Later	Building Earlier	Building Middle	Building Later	Integrating Earlier
<b>COG0011 Knowledge of the Natural World</b>				Jarod P.		Kaylie F. Erik C. Heather R. Sarah A.	Caroline F. Kara K. Ellen N. Evan A. Gretchen T.  Sabrina W. Nancy L. Ricky J. Stephen L.  Spencer T. Tao Z.	Jerome Q. Julie R.		



## Physical Development-Health

**Fall 2018**  
(n = 18)



	Not Rated	Responding Earlier	Responding Later	Exploring Earlier	Exploring Middle	Exploring Later	Building Earlier	Building Middle	Building Later	Integrating Earlier
<b>PD-HLTH0001 Perceptual-Motor Skills and Movement Concepts</b>				Jarod P.		Kara K.	Caroline F. Kaylie F. Ellen N. Evan A. Jerome Q. Sabrina W. Nancy L. Sarah A. Tao Z.	Erik C. Heather R. Julie R. Ricky J. Spencer T.	Gretchen T. Stephen L.	
<b>PD-HLTH0002 Gross Locomotor Movement Skills</b>						Jarod P.	Ellen N. Sabrina W.	Caroline F. Kara K. Kaylie F. Evan A. Erik C. Gretchen T. Heather R. Jerome Q. Nancy L. Ricky J. Sarah A. Tao Z.	Julie R. Stephen L. Spencer T.	



	Not Rated	Responding Earlier	Responding Later	Exploring Earlier	Exploring Middle	Exploring Later	Building Earlier	Building Middle	Building Later	Integrating Earlier
<b>PD-HLTH0003 Gross Motor Manipulative Skills</b>				Jarod P.			Caroline F.  Kara K. Kaylie F.  Ellen N. Evan A. Erik C.  Heather R. Sabrina W. Nancy L. Ricky J. Stephen L.  Sarah A.  Tao Z.	Gretchen T.  Jerome Q. Julie R. Spencer T.		
<b>PD-HLTH0004 Fine Motor Manipulative Skills</b>				Jarod P.			Caroline F.  Kara K. Kaylie F.  Ellen N. Evan A. Erik C.  Gretchen T.  Sabrina W. Nancy L. Sarah A.  Tao Z.	Heather R. Jerome Q. Julie R. Ricky J. Stephen L.	Spencer T.	
<b>PD-HLTH0005 Safety</b>				Caroline F.		Kaylie F.  Heather R. Jarod P. Sarah A.	Kara K. Ellen N. Evan A. Gretchen T.  Sabrina W. Nancy L. Ricky J. Stephen L.  Spencer T.	Erik C.  Jerome Q. Julie R. Tao Z.		
<b>PD-HLTH0006 Personal Care Routines: Hygiene</b>						Jarod P.	Ellen N.	Caroline F.  Kara K. Kaylie F.  Evan A. Heather R. Jerome Q. Nancy L. Ricky J. Stephen L.  Sarah A.  Spencer T.	Erik C.  Gretchen T.  Julie R. Sabrina W. Tao Z.	

	Not Rated	Responding Earlier	Responding Later	Exploring Earlier	Exploring Middle	Exploring Later	Building Earlier	Building Middle	Building Later	Integrating Earlier
<b>PD-HLTH0007 Personal Care Routines: Feeding*</b>							Ellen N. Heather R.		Caroline F.  Kara K. Kaylie F.  Erik C.  Gretchen T.  Ricky J. Stephen L.  Sarah A.	
<b>PD-HLTH0008 Personal Care Routines: Dressing*</b>	Heather R.					Caroline F.  Kaylie F.  Erik C.  Gretchen T.  Ricky J. Stephen L.  Sarah A.	Kara K. Ellen N.			
<b>PD-HLTH0009 Active Physical Play</b>							Kaylie F.  Ellen N. Jarod P. Sabrina W.	Caroline F.  Kara K. Erik C.  Jerome Q. Sarah A.  Tao Z.	Evan A. Gretchen T.  Heather R. Julie R. Nancy L. Ricky J. Stephen L.  Spencer T.	
<b>PD-HLTH0010 Nutrition</b>						Caroline F.  Erik C.  Jarod P. Sarah A.	Kara K. Kaylie F.  Ellen N. Evan A. Gretchen T.  Heather R. Sabrina W. Nancy L. Ricky J. Stephen L.  Spencer T. Tao Z.	Jerome Q.	Julie R.	

## **Reflective Questions for Teachers about the Planning Process**

1. What does the data tell me about my classroom, groups of children and individual children?
  - What are areas of strength?
  - What are the areas that I need to focus on?
2. Do I know where my children should be developmentally at 48 and 60 months?
3. Have I looked at the Preschool Curriculum Framework for strategies that will support children's area of need at the domain level? At the strand level?

### **In the following questions, consider focus areas as well as areas of strength:**

1. What changes can I make to my classroom environment to support children's learning and development? (Consider what you already know about classroom environments; refer to the ERS or framework.)
2. What can I do during the course of the daily routine to support children's learning and development? (Consider what you already know and refer to the framework.)
3. What can I do in my interactions with children to support their learning and development? (Consider what you already know and refer to the framework.)
4. What types of teacher-guided activities can I plan that would support children's learning and development during:
  - Large group time (preschool)
  - Individual or small group time
  - Transitions
  - Outdoor time
5. What types of child initiated activities can I plan that would support children's learning and development during:
  - Large group time (preschool)
  - Individual or small group time
  - Transitions
  - Outdoor time
6. What am I doing for the children who are either at a later level of development or an earlier level of development than most of their peers?

# *DRDP: Infant Toddler Group Data Profile*

## Program:

- State Funded Full day program
- Data collected Fall 2018

## Children:

- 7 children enrolled
- Age range 16 months – 36 months of age

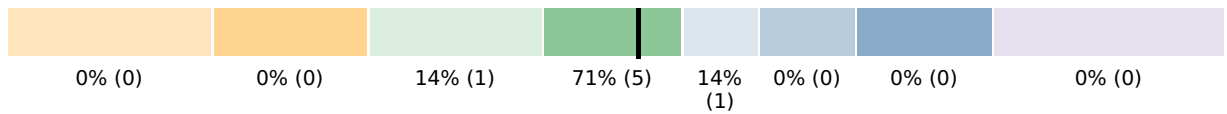
## Staff:

- 1 teacher & 1 teacher's assistant
  - 1 teacher is English speaking only
  - Teacher assistant is bilingual (Spanish & English)



## Approaches to Learning-Self-Regulation

**Fall 2018**  
(n = 7)

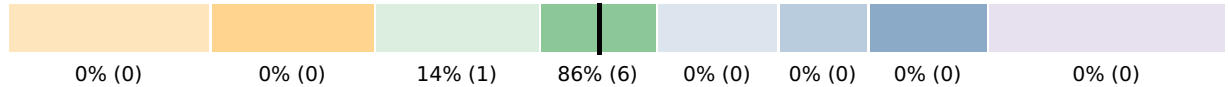


	Not Rated	Responding Earlier	Responding Later	Exploring Earlier	Exploring Middle	Exploring Later	Building Earlier	Building Middle	Building Later	Integrating Earlier
<b>ATL-REG0001 Attention Maintenance</b>				Michelle G.		Alesha H. Aaron S. Louis J. Leah P. Greg B. Mark S.				
<b>ATL-REG0002 Self-Comforting</b>				Alesha H. Greg B. Michelle G.		Aaron S. Louis J. Mark S.	Leah P.			
<b>ATL-REG0003 Imitation</b>				Michelle G.		Alesha H. Aaron S. Louis J. Greg B. Mark S.	Leah P.			
<b>ATL-REG0004 Curiosity and Initiative in Learning</b>				Michelle G.		Alesha H. Aaron S. Louis J. Greg B. Mark S.	Leah P.			
<b>ATL-REG0005 Self-Control of Feelings and Behavior</b>				Michelle G.		Alesha H. Aaron S. Louis J. Greg B. Leah P. Mark S.				



## Social and Emotional Development

**Fall 2018**  
(n = 7)

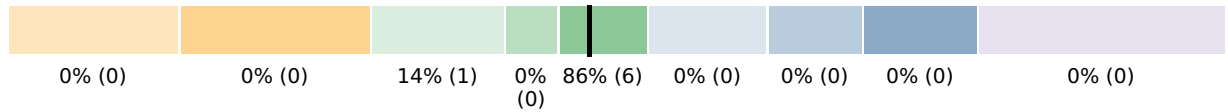


	Not Rated	Responding Earlier	Responding Later	Exploring Earlier	Exploring Middle	Exploring Later	Building Earlier	Building Middle	Building Later	Integrating Earlier
<b>SED0001 Identity of Self in Relation to Others</b>				Michelle G.		Alesha H. Aaron S. Louis J. Leah P. Greg B. Mark S.				
<b>SED0002 Social and Emotional Understanding</b>				Michelle G.		Alesha H. Aaron S. Louis J. Leah P. Greg B. Mark S.				
<b>SED0003 Relationships and Social Interactions with Familiar Adults</b>				Michelle G.		Alesha H. Aaron S. Louis J. Greg B. Mark S.	Leah P.			
<b>SED0004 Relationships and Social Interactions with Peers</b>				Alesha H. Michelle G.		Aaron S. Louis J. Leah P. Greg B. Mark S.				
<b>SED0005 Symbolic and Sociodramatic Play</b>				Alesha H. Michelle G.		Louis J. Leah P. Greg B. Mark S.	Aaron S.			



## Language and Literacy Development

**Fall 2018**  
(n = 7)



	Not Rated	Responding Earlier	Responding Later	Exploring Earlier	Exploring Middle	Exploring Later	Building Earlier	Building Middle	Building Later	Integrating Earlier
<b>LLD0001 Understanding of Language (Receptive)</b>				Michelle G.		Alesha H. Aaron S. Louis J. Leah P. Greg B. Mark S.				
<b>LLD0002 Responsiveness to Language</b>				Michelle G.		Louis J. Leah P. Greg B. Mark S.	Alesha H. Aaron S.			
<b>LLD0003 Communication and Use of Language (Expressive)</b>				Michelle G.	Alesha H. Leah P. Greg B.	Aaron S. Louis J. Mark S.				
<b>LLD0004 Reciprocal Communication and Conversation</b>				Michelle G.	Alesha H. Aaron S. Louis J. Leah P. Greg B. Mark S.					
<b>LLD0005 Interest in Literacy</b>				Michelle G.		Alesha H. Aaron S. Louis J. Greg B. Mark S.	Leah P.			



## Cognition, Including Math and Science

**Fall 2018**  
(n = 7)

	0% (0)		0% (0)		29% (2)		71% (5)		0% (0)		0% (0)		0% (0)		0% (0)	
	Not Rated	Responding Earlier	Responding Later	Exploring Earlier	Exploring Middle	Exploring Later	Building Earlier	Building Middle	Building Later	Integrating Earlier						
<b>COG0001 Spatial Relationships</b>				Alesha H. Greg B. Michelle G.		Aaron S. Louis J. Leah P. Mark S.										
<b>COG0002 Classification</b>				Michelle G.		Alesha H. Aaron S. Louis J. Leah P. Greg B. Mark S.										
<b>COG0003 Number Sense of Quantity</b>				Alesha H. Aaron S. Greg B. Michelle G.		Louis J. Leah P. Mark S.										
<b>COG0008 Cause and Effect</b>				Alesha H. Michelle G.		Aaron S. Louis J. Greg B. Mark S.	Leah P.									
<b>COG0009 Inquiry Through Observation and Investigation</b>				Alesha H. Michelle G.		Aaron S. Louis J. Greg B. Mark S.	Leah P.									
<b>COG0011 Knowledge of the Natural World</b>				Michelle G.		Alesha H. Aaron S. Louis J. Leah P. Greg B. Mark S.										





## Physical Development-Health

**Fall 2018**  
(n = 7)

0% (0)		0% (0)	0% (0)	14% (1)	86% (6)	0% (0)	0% (0)	0% (0)	0% (0)	
Not Rated	Responding Earlier	Responding Later	Exploring Earlier	Exploring Middle	Exploring Later	Building Earlier	Building Middle	Building Later	Integrating Earlier	
			Michelle G.		Alesha H. Aaron S. Louis J. Greg B. Mark S.	Leah P.				
				Michelle G.	Alesha H. Aaron S. Louis J.	Leah P. Greg B.  Mark S.				
				Alesha H. Aaron S. Michelle G.	Louis J. Greg B.	Leah P. Mark S.				
			Michelle G.		Alesha H. Aaron S. Louis J.  Leah P. Greg B. Mark S.					
			Michelle G.		Alesha H. Aaron S. Louis J. Leah P. Greg B. Mark S.					
			Alesha H. Aaron S. Michelle G.		Louis J. Leah P. Greg B. Mark S.					
			Greg B. Michelle G.		Alesha H. Aaron S. Louis J. Leah P. Mark S.					
			Alesha H. Aaron S. Louis J. Michelle G.		Leah P. Greg B. Mark S.					

## **Reflective Questions for IT Teachers about the Planning Process**

1. What does the data tell me about my classroom, groups of children and individual children?
  - What are areas of strength?
  - What are the areas that I need to focus on?
2. Do I know where my children should be developmentally at 8, 18, and 36 months?
3. Have I looked at the Infant Toddler Curriculum Framework for strategies that will support children's area of need in a specific domain(s)?

### **In the following questions, consider focus areas as well as areas of strength:**

1. What changes can I make to my classroom environment to support children's learning and development? (Consider what you already know about classroom environments; refer to the ITERS or Curriculum Framework.)
  - a. How might I create opportunities for infants/toddlers to explore?
  - b. What strategies do infants & toddlers use to explore?
  - c. How might I add complexity and problems?
2. What am I doing during the course of the daily routine (feeding, diapering, greeting, departing, outdoor time, etc.) to support children's learning and development? (Consider what you already know and refer to the framework.)
  - a. How might I create opportunities for infants/toddlers to explore?
  - b. What strategies do infants & toddlers use to explore?
  - c. How might I add complexity and problems?
3. What can I do in my interactions with children to support their learning and development? (Consider what you already know and refer to the framework).
  - a. How might I encourage language, motor development, social skills?
  - b. How do I meet children's individual needs?
  - c. How might I add complexity and problems?
4. What am I doing for the children who are either at a later level of development or an earlier level of development than most of their peers?

## **Instructions For Desired Results Developmental Profile Summary of Findings (EESD 3900) For The Classroom and Family Child Care Home Level**

A critical step toward supporting children's learning and developmental progress is for teachers to complete a Desired Results Developmental Profile (DRDP) for each child in the classroom or family child care home. Teachers should refer to the individual developmental profiles and the summary of all the developmental profiles for the classroom or home setting, as a guide for ongoing planning.

To help ensure DRDP data is linked to ongoing classroom or group planning for children, the DRDP Summary of Findings (EESD 3900) form has been developed as a resource. The DRDP Summary of Findings is a recommended form to assist teachers and providers in the planning process. Regardless of whether this resource is used or the program develops their own form, the written process must be completed and include all information detailed below, to ensure activity plans reflect the results of classroom or family child care home DRDP data.

The EESD 3900 form includes Key Finding(s), Action Steps, Expected Completion Date and/or Ongoing Implementation and Persons Responsible, and Follow-Up and Reflection. The first three sections of this form are completed after the first 60-day assessment period. The Follow-Up section should be completed periodically, with Reflections recorded after the six-month follow-up assessment period to document progress of the Key Finding(s).

### **Top Section of EESD 3900 Form**

- Complete the Contractor Name. Identify the Contract Type, and/or Family Child Care Home Education Network (FCCHEN), and Age Group. The contract type may be California State Preschool Program (CSPP), California Center-based (CCTR), California Severely Handicapped (CHAN), Family Child Care Home (CFCC), or California Migrant (CMIG).
- Record the Planning Date. This is the date the first three sections of the form are completed. Identify the Lead Planner's Name and Position. This is the teacher completing the EESD 3900 form.
- Record the Follow-up Date(s). These dates indicate when the Action Steps have been reviewed during the following six months. The Follow-up Date will also indicate when reflections are recorded (see Follow-up and Reflection below).

**Key Findings from Developmental Profiles – Ask: Developmentally, what do we know about the children currently enrolled in our classroom?**

- Summarize and review the results of the DRDPs after the first 60-day assessment period. Sample tally sheet forms and excel spreadsheets can be found at the Desired Results Web page at <http://www.desiredresults.us/index.htm>.
- Identify trends or patterns in the childrens' development (key findings) at the domain level based on individual information that has been summarized to create a group summary of data.

**Action Steps Implementation – Ask: What goals can we set to meet the needs of the children currently enrolled in our classroom?**

- Develop and write attainable Action Steps to improve the key finding(s).
- Action Steps should include new approaches, modifications, and/or changes to:
  - Planned learning opportunities, indoors and outdoors
  - Interactions and strategies to support the development of the key findings
  - The environment and materials
  - Strategies that help families engage in supporting the development of their child
- The following are resources for teachers and providers when developing Action Steps:
  - *California Infant/Toddler Curriculum Framework* at <http://www.cde.ca.gov/sp/cd/re/documents/itcurriculumframework.pdf>
  - *California Preschool Curriculum Framework, Volumes 1-2* at <http://www.cde.ca.gov/sp/cd/re/psframework.asp>
  - *Guidelines for Early Learning in Child Care Home Settings* at <http://www.cde.ca.gov/sp/cd/re/documents/elguidelineshome.pdf>

**Expected Completion Date and/or Ongoing Implementation and Persons Responsible – Ask: How do we accomplish our classroom goals?**

- Enter the date when the Action Steps will be completed.
- Enter “Ongoing” when the Action Step implementation will continue throughout the year.
- Identify the key person(s) who will be responsible for each Action Step.

**Follow-Up and Reflection – Ask: By when?**

- Periodically review the status of all the Action Steps, completion dates, persons responsible, and follow-up.
- Record modifications or changes needed to complete the Action Steps, and expected completion dates.
- After the six-month follow-up assessment period, tally and review the results of the DRDPs. Reflect on the results and record progress or changes made to the key finding(s), including data.

**Desired Results Developmental Profile Summary of Findings  
Classroom and Family Child Care Home (EESD 3900)**

<b>Contractor Legal Name</b>	
<b>Contract Type and/or FCCHEN</b>	<b>Age Group (Infant/Toddler, Preschool, School-Age)</b>
<b>Planning Date</b>	<b>Lead Planner Name and Position</b>
<b>Follow-up Date(s)</b>	<b>Lead Planner Name and Position</b>

This form can be expanded and is not limited to a single page.

<b>Key Findings from Developmental Profile</b>	<b>Action Steps (Including planned learning opportunities, interactions and teaching strategies, environment and materials, family engagement)</b>	<b>Expected Completion Date and/or Ongoing Implementation and Persons Responsible</b>	<b>Follow-Up and Reflection (Changes made, date completed, time extended)</b>
Ask: Developmentally, what do we know about the children currently enrolled in our classroom?	Ask: What goals can we set to meet the needs of the children currently enrolled in our classroom?	Ask: How do we accomplish our classroom goals??	Ask: By when?

**Desired Results Developmental Profile Summary of Findings  
Classroom and Family Child Care Home (EESD 3900)**

<b>Contractor Name</b> Happy Day Preschool	
<b>Contract Type, and/or FCCHEN</b> CCTR	<b>Age Group (Infant/Toddler, Preschool, School-Age)</b> Preschool
<b>Planning Date</b> October 18, 2015	<b>Lead Planner's Name and Position</b> Ms. Joy Baker
<b>Follow-up Date(s)</b> December 15 2015, February 15 2016	<b>Lead Planner's Name and Position</b> Mr. George Brown and Ms. Linda Woods

This form can be expanded and is not limited to a single page.

<b>Key Findings from Developmental Profile</b>	<b>Action Steps (Including planned learning opportunities, interactions and teaching strategies, environment and materials, family engagement)</b>	<b>Expected Completion Date and/or Ongoing Implementation and Persons Responsible</b>	<b>Follow-Up and Reflection (Changes made, date completed, time extended)</b>
<b>Ask: Developmentally, what do we know about the children currently enrolled in our classroom?</b>	<b>Ask: What goals can we set to meet the needs of the children currently enrolled in our classroom?</b>	<b>Ask: How do we accomplish our classroom goals??</b>	<b>Ask: By when?</b>
42% of the class is at Building Earlier in the COG domain	Give families handout (at quarterly parent meeting in November) on how to develop children's mathematical reasoning in daily events by asking questions and allowing children to come up with different solutions  Teachers will model mathematical language, by thinking out loud when talking with children and describing the child's actions using math concepts.  Implementing patterning and shape activities in morning circle three times a week	November 30 Teacher George   Ongoing Teacher Joy  January 8 Teacher Linda	

**AND** - When it connects two skills in the DRDP (skills or behaviors are **highlighted** in the descriptor). BOTH of the skills, or behaviors, must be observed in ONE observation.

**If the descriptor uses ; and, then the behavior may be observed in two separate observations.**

Measure	Developmental Level & Descriptor
ATL-REG 2: Self Comforting	<u>Building Earlier:</u> <b>Anticipates need</b> for comfort and <b>prepares self</b> by asking questions, getting a special thing, or in other ways
ATL-REG 5: Self Control of Feelings and Behaviors	<u>Responding Later:</u> <b>Seeks a familiar adult</b> when distressed, and <b>responds</b> when physically comforted by a familiar adult
ATL-REG 7: Shared Use of Space and Material	<u>Exploring Later:</u> <b>Takes</b> and <b>plays</b> with materials of interest, even when they are being used by another child
SED 3: Relationships and Social Interactions with Familiar Adults	<u>Responding Later:</u> <b>Shows a preference</b> for familiar adults and <b>tries to interact</b> with them <u>Exploring Earlier:</u> <b>Interacts</b> in simple ways with familiar adults and <b>tries to maintain</b> the interactions <u>Integrating Earlier:</u> Works cooperatively with familiar adults, over sustained periods, to <b>plan</b> and <b>carry out</b> activities or to solve problems
SED 5: Symbolic and Sociodramatic Play	<u>Integrating Earlier:</u> <b>Engages in</b> pretend-play sequences with others by organizing and <b>negotiating</b> roles or rules around a shared elaborated idea
LLD 5: Interest in Literacy	<u>Building Middle:</u> <b>Initiates</b> looking at and <b>talking</b> about books, <b>listening to</b> and <b>talking about</b> stories, singing songs, or playing rhyming games
ELD 1: Comprehension of English (Receptive English)	<u>Exploring English:</u> <b>Attends</b> to interactions in English and <b>sometimes participates</b> in activities conducted in English; and Shows understanding of a few common English words in familiar contexts or routines
COG 2: Classification	<u>Building Later:</u> <b>Sorts</b> objects into two or more groups based on one attribute, then <b>puts all the objects together</b> and <b>re-sorts</b> the entire collection into new groups <u>Integrating Earlier:</u> <b>Sorts</b> objects into groups based on at least two attributes, sometimes sorting by one attribute and then <b>subdividing</b> those groups based on a second attribute
COG 4: Number Sense of Math Operations	<u>Exploring Later:</u> <b>Manipulates</b> objects and <b>explores</b> the change in the number in a group
COG 6: Patterning	<u>Exploring Earlier:</u> <b>Notifies</b> and <b>responds</b> to simple repeating sequences






Measure	Developmental Level & Descriptor
COG 7: Shapes	<p><u>Building Earlier:</u> <b>Matches</b> similar shapes and <b>distinguishes</b> them from dissimilar shapes without necessarily naming them</p> <p><u>Integrating Earlier:</u> <b>Describes</b> several shapes and the <b>differences</b> between them</p>
COG 9: Inquiry Through Observation and Investigation	<p><u>Building Middle:</u> Observes objects and events of interest in the environment, <b>makes simple predictions</b> about them and <b>checks the predictions</b></p> <p><u>Integrating Earlier:</u> <b>Contributes to</b> planning and <b>carries out</b> detailed observations and complex investigations to answer question of interest</p>
PD-HLTH 1: Perceptual-Motor Skills and Movement Concepts	<p><u>Building Later:</u> <b>Anticipates</b> and then <b>adjusts</b>, on own, aspects of movement (e.g., effort, spatial, directional) in relation to people and objects in familiar spaces</p> <p><u>Integrating Earlier:</u> <b>Anticipates</b> and then <b>adjusts</b> aspects of movement (e.g., effort, spatial, directional) during new activities, in changed environments, or on different surfaces</p>
PD-HLTH 2: Gross Locomotor Movement Skills	<p><u>Building Middle:</u> <b>Coordinates</b> and <b>controls</b> individual locomotor movements, with some success</p> <p><u>Building Later:</u> <b>Combines</b> and <b>coordinates</b> two or more locomotor movements together in effective ways with some success</p> <p><u>Integrating Earlier:</u> <b>Combines</b> a variety of locomotor movements and <b>moves</b> effectively across a range of activities</p>
PD-HLTH 6: Personal Care Routines: Hygiene	<p><u>Building Later:</u> <b>Initiates</b> and <b>carries out</b> most steps of familiar hygiene routines on own</p> <p><u>Integrating Earlier:</u> <b>Initiates</b> and <b>completes</b> familiar hygiene routines on own</p>
HSS 4: Conflict Negotiations	<p><u>Building Later:</u> Uses appropriate words and actions to <b>express desires</b> in response to conflict situations, and <b>suggests simple cooperative solutions</b> based mainly on own needs</p>
VPA 3: Drama	<p><u>Building Later:</u> <b>Creates</b> and <b>maintains</b> details of a character when contributing to an improvised drama (e.g. dialogue, plot, setting) without adult prompting</p>
VPA 4: Dance	<p><u>Building Middle:</u> Tries out a variety of movements through space, with some <b>body control</b> and <b>awareness</b>, in response to music, rhythms, others' movements, or adults' cues</p> <p><u>Building Later:</u> Produces dance like movements with increasing <b>body control</b> and <b>awareness</b>, in response to music, tempo, rhythms, others' movements, or adults' cues</p> <p><u>Integrating Earlier:</u> Improvises dances by <b>changing tempos</b> (e.g., fast/slow) and by <b>varying qualities</b> of movements (e.g., big/small, high/low, smooth/jerky) in response to music</p>

**DRDP (2015)**  
A Developmental Continuum from Early Infancy to Kindergarten Entry

## Measures at-a-Glance

**Preschool Fundamental View**

Domain Name	Domain Abbreviation	Number within Domain	Measure Name	Page Number
Approaches to Learning –Self-Regulation	ATL-REG 	1	Attention Maintenance	1
		2	Self-Comforting	2
		3	Imitation	3
		4	Curiosity and Initiative in Learning	4
		5	Self-Control of Feelings and Behavior	5
		6	Engagement and Persistence	6
		7	Shared Use of Space and Materials	7
Social and Emotional Development	SED 	1	Identity of Self in Relation to Others	8
		2	Social and Emotional Understanding	9
		3	Relationships and Social Interactions with Familiar Adults	10
		4	Relationships and Social Interactions with Peers	11
		5	Symbolic and Sociodramatic Play	12
Language and Literacy Development	LLD 	1	Understanding of Language (Receptive)	13
		2	Responsiveness to Language	14
		3	Communication and Use of Language (Expressive)	15
		4	Reciprocal Communication and Conversation	16
		5	Interest in Literacy	17
		6	Comprehension of Age-Appropriate Text	18
		7	Concepts About Print	19
		8	Phonological Awareness	20
		9	Letter and Word Knowledge	21
		10	Emergent Writing	22

Domain Name	Domain Abbreviation	Number within Domain	Measure Name	Page Number
English Language Development	ELD 	1	Comprehension of English (Receptive English)	23
		2	Self-Expression in English (Expressive English)	24
		3	Understanding and Response to English Literacy Activities	25
		4	Symbol, Letter, and Print Knowledge in English	26
Cognition, Including Math and Science	COG 	5	Spatial Relationships	27
		2	Classification	28
		3	Number Sense of Quantity	29
		4	Number Sense of Math Operations	30
		5	Measurement	31
		6	Patterning	32
		7	Shapes	33
Physical Development –Health	PD-HLTH 	1	Perceptual-Motor Skills and Movement Concepts	34
		2	Gross Locomotor Movement Skills	35
		3	Gross Motor Manipulative Skills	36
		4	Fine Motor Manipulative Skills	37
		5	Safety	38
		6	Personal Care Routines: Hygiene	39
		7	Personal Care Routines: Feeding	40
		8	Personal Care Routines: Dressing	41
		9	Active Physical Play	42
		10	Nutrition	43

## Preschool Fundamental View Conditional Measures

- The nine conditional measures highlighted in yellow are required for preschool-age children with IEPs.
- The four in green are required for children who have a language other than English spoken in the home.
- For more information, please reference the DRDP (2015), p. Intro-4, below.

Conditional Measures for Preschool-Age Children	
<p>Some measures in the <i>DRDP Preschool View</i> are considered conditional measures that are only assessed when certain conditions are met. These measures should be used if they assist teachers and service providers in planning a child's learning activities and supports, and documenting progress.</p> <p>Conditional measures are used in three instances:</p> <ul style="list-style-type: none"> <li>• If a preschool child has not developmentally moved beyond the four earlier-development measures.</li> <li>• If a language other than English is spoken in the child's home.</li> <li>• If the child is still working on the health measures (required for all children with IEPs).</li> </ul> <p>Please note that the <i>Earlier Development Measures</i>, and the <i>Physical Development and Health measures</i> are required for children with IEPs.</p>	
Measure	Conditions Under Which to Assess
<b>Earlier Development Measures</b> ATL-REG 1: Attention Maintenance ATL-REG 2: Self-Comforting ATL-REG 3: Initiation DOC 1: Spatial Relationships	<ul style="list-style-type: none"> <li>• Required for all infants and toddlers</li> <li>• Required for all preschool-age children with IEPs</li> <li>• Recommended for a preschool-age child whose development is not beyond the latest developmental level</li> <li>• If useful, select any or all of these four measures to assess</li> </ul>
<b>English-Language Development Measures</b> ELD 1: Comprehension of English (Receptive English) ELD 2: Self-Expression in English (Expressive English) ELD 3: Understanding and Response to English Literacy Activities ELD 4: Symbol, Letter, and Print Knowledge in English	<ul style="list-style-type: none"> <li>• Used if a language other than English is spoken in the child's home as indicated on the Information Page</li> <li>• Used only with preschool-age children</li> <li>• Not used with children who are deaf or hard of hearing and not learning spoken language</li> <li>• If rated, complete all of the measures in the ELD domain*</li> </ul>
<b>Physical Development and Health Measures</b> PD-HLTH 5: Safety PD-HLTH 6: Personal Care Routines: Hygiene PD-HLTH 7: Personal Care Routines: Feeding PD-HLTH 8: Personal Care Routines: Dressing PD-HLTH 10: Nutrition	<ul style="list-style-type: none"> <li>• Required for all infants and toddlers except PD-HLTH 9 and 10 which are for preschool children only</li> <li>• In the Comprehensive View, PD-HLTH 7 and 8 are conditional. In the Fundamental View, PD-HLTH 5-8 and PD-HLTH 10 are conditional.</li> <li>• Required for all preschool-age children with IEPs</li> <li>• Recommended for preschool children when this information would be useful for documenting progress or planning this child's learning activities and supports</li> </ul>

\*Guidance for rating ELD measures for children who are dual language learners is provided in the section, "Young Dual Language Learners and the DRDP (2015)" on page Intro-2.

# Child Progress Report Guidance for Teachers

---

The Child Report provides information about a child's knowledge, skills, and behaviors across a range of developmental domains<sup>1</sup> that are aligned with California's early learning and development foundations.<sup>2</sup> Educators may use the results to guide individual instruction and modify curriculum; they may also share them with families and other providers in order to better understand and plan support for each child's learning and development. Along with a system for organizing ongoing observation notes and completing the Desired Results Developmental Profile (DRDP) (2015), the Child Report provides teachers, service providers, and families with information about a child's development, indicating areas of strength and areas for further support.

## What information is displayed on the Child Progress Report?

- The Child Report displays the child's domain ratings for the DRDP (2015) for the assessment period, indicated at the top of the page.
- A color-coded legend of the developmental levels of the DRDP (2015) is displayed at the top of the page. Not all developmental levels are available in each domain.
- The infant and toddler report displays each of the five domains assessed in the DRDP (2015) Infant/Toddler Views.
- The preschool report displays whichever of the domains that are assessed in the DRDP (2015) Preschool Views. Depending on the view selected, it may break out the Language and Literacy Development domain into Language and Literacy subdomains and display ratings for each separately. The Cognition domain breaks down into Math and Science. The Physical Development – Health domain breaks down into the Physical Development and Health subdomains.

## What are the features of the Child Progress Report?

A **domain scale** portrays the developmental progression of knowledge, skills, and behaviors encompassed by the collection of measures included in each DRDP (2015) domain.<sup>3</sup> When looking at the measures on the DRDP (2015) instrument, each level appears to be an equal developmental distance from the other. However, as children grow and develop, some knowledge and skills take more time to master than others. These differences in development are expected and are represented by differing widths of the developmental levels in the domain scale; these widths are the same for all children. The location of the marker on each domain scale is unique to each child.

The child's ratings for each measure in the domain are statistically transformed to create the overall **domain scaled score**, by calculating an estimate of that child's developmental level in that domain based on their ratings on each individual measure in the domain. For example, all measures in the Social and Emotional Development (SED) domain are used to calculate the domain scaled score for SED. The vertical line on each domain scale indicates the child's scaled score along the domain scale.

The **standard error** line is the horizontal line through the domain scaled score. Statisticians refer to the level of precision as "standard error." The standard error line represents the range on which one can be confident that a child's true level of development lies. All standardized instruments have standard errors. This provides an indication of the precision of the domain score. The size of the standard error depends on a number of factors, including the number of measures that are available to be rated. A larger standard error line does not indicate a problem with a teacher's ratings. The **DRDP (2015) domain icon** represents the developmental domain from the DRDP (2015) and generally represents the associated domain in the California Department of Education's early learning and development foundations.

The **DRDP domain/subdomain name** represents the abbreviation and full name of the DRDP (2015) domains and subdomains.

<sup>1</sup> Wherever the term domain is presented, it also refers to the subdomain.

<sup>2</sup> For more information about California Early Learning and Development Foundations, visit <http://www.cde.ca.gov/sp/cd/re/cddpublications.asp>


<sup>3</sup> The domain scale is statistically derived from the distribution of response patterns for the measures in that domain.

<sup>4</sup> For more information about standard error, see the Child Report Technical Guidance document.



# Aileen's Development This Year

Name: TEST DOB: TEST Teacher: TEST Selected Classroom: TEST Selected Site: TEST Agency/District: TEST



## Approaches to Learning Self-Regulation

Spring 2019

Fall 2018

## Social and Emotional Development

Spring 2019

Fall 2018

## Language and Literacy Development

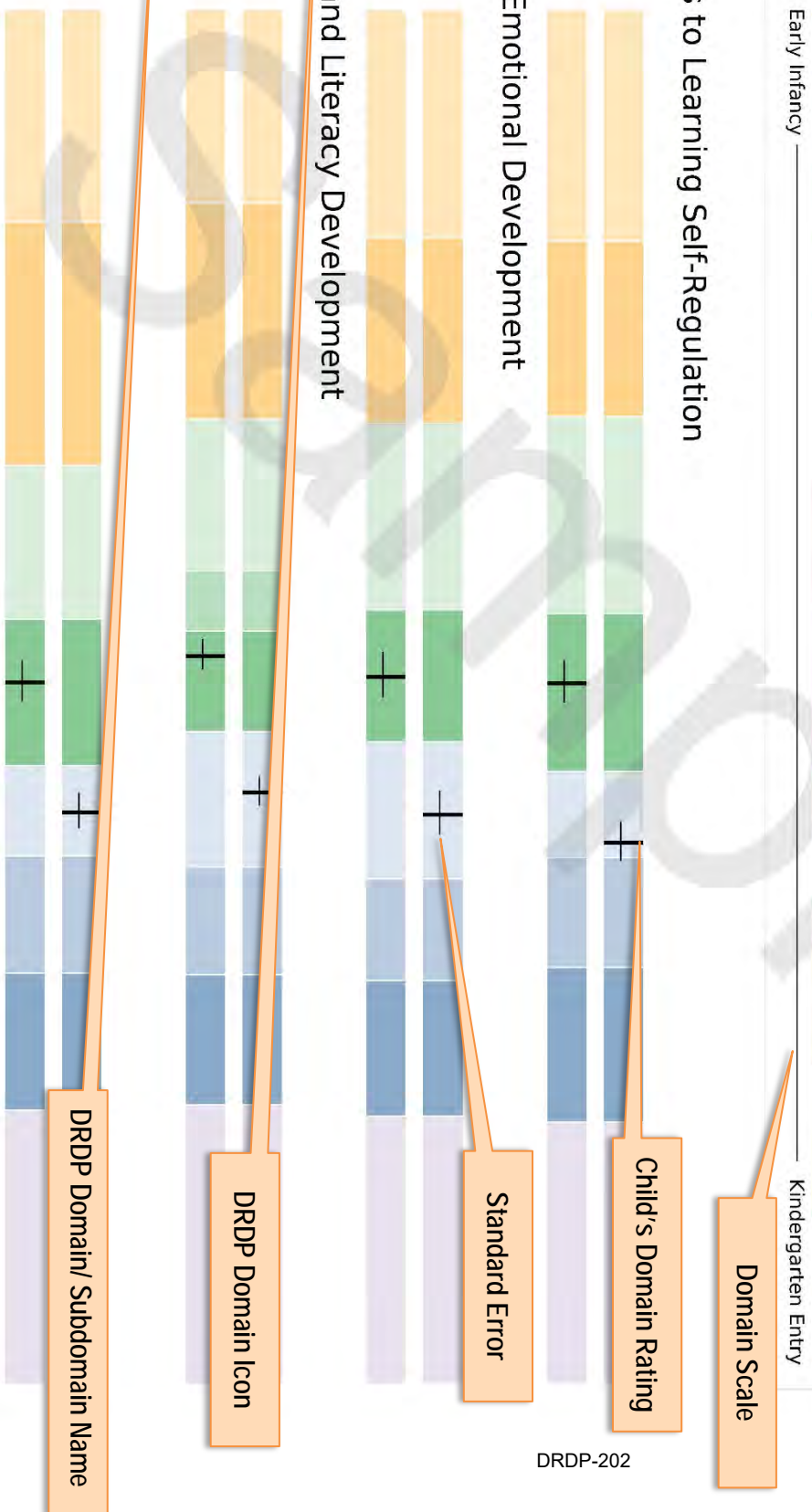
Spring 2019

Fall 2018

## Math

Spring 2019

Fall 2018



# Understanding the domain scale

All of the levels for each measure follow a progression from early infancy (on the left), to kindergarten entry (on the right), like on the DRDP (2015) instrument. The DRDP (2015) instrument represents the developmental levels as equal intervals.

Developmental Domain: SED — Social and Emotional Development							
SED 4: Relationships and Social Interactions with Peers							
Child becomes increasingly competent and cooperative in interactions with peers and develops friendships with several peers							
Mark the latest developmental level the child has mastered:							
Responding		Exploring		Building			Integrating
Earlier ○	Later ○	Earlier ○	Later ○	Earlier ○	Middle ○	Later ○	Earlier ○
Shows awareness of other people, including children	Shows interest in other children	Plays alongside other children, rarely interacting with them	Interacts in simple ways with familiar peers as they play side by side	Participates in brief episodes of cooperative play with one or two peers, especially those with whom child regularly plays	Participates in extended episodes of cooperative play (including pretend play) with one or two friends	Initiates sustained episodes of cooperative play (including pretend play), particularly with friends	Organizes or participates in planning cooperative play activities with several peers, particularly with friends

Figure 1. Developmental progression for a sample measure.

A group of measures forms each domain. Each domain scale reflects the psychometric transformation of the developmental levels of the measures within that domain into a scale that is based on the data collected during the calibration studies of the DRDP (2015).

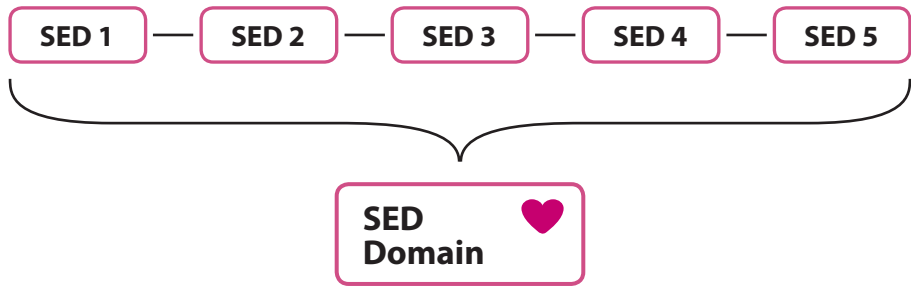


Figure 2. Measures form a domain.

Developmental levels on a domain scale that are represented with greater widths will typically take longer for children to master than developmental levels that are represented with lesser widths. The domain scale represents an overall developmental progression; however, it may take more or less time for an individual child to master a level.

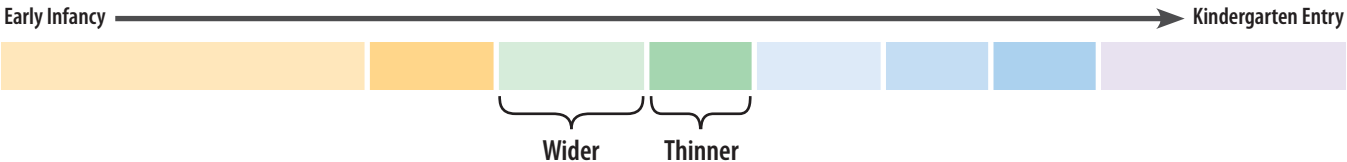


Figure 3. Developmental levels are represented by different widths.

If a child stays in a particular level for what appears to be an extended period of time, it is important to consider that the child may still have made gains within that domain. A teacher’s observation notes, participation in classroom learning activities, and ongoing curriculum data (and other documents) can provide additional information about a child’s learning and development.

The variation between developmental levels within and across each domain scale means that a child who demonstrates mastery at the Exploring Later level in one domain, for example, will not necessarily demonstrate mastery at Exploring Later in every other domain. Even when a child's ratings are both at the Exploring Later level across two domains, the vertical domain rating line may not be in the same place on each of the domain scales.

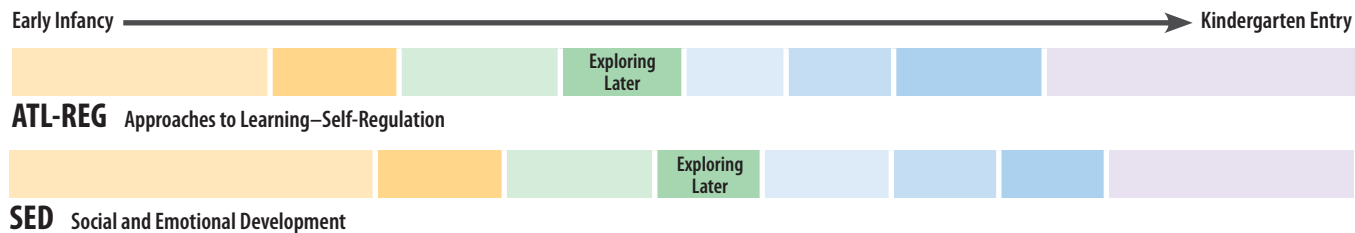


Figure 4. Placement of the developmental levels is unique to each domain.

## How can the information in the Child Report be used?

The Child Report assists in understanding children's development and curriculum planning by:

- Highlighting broad areas of strength and areas that may require further support for an individual child.
  - Domain markers that are further to the left indicate earlier levels of development; domain markers further to the right indicate later levels of development.
- Providing an at-a-glance view of a child's learning and development related to a child's overall progress toward California's early learning and development foundations.
  - When looking at the location of the domain rating, consider whether it is near the early end of the level or the later end of the level and then consider whether to focus instructional planning within the current level or at the next level.
  - The standard error line indicates whether a given child's current level of development squarely falls within one level on the domain scale or whether the child is likely to be transitioning to the next developmental level and assists with focusing instructional planning.
- Displaying the different developmental distances of the levels and giving teachers more information about how much difficulty is associated with each level.
  - Developmental levels on a domain scale that are represented with greater widths will typically take longer for children to master than developmental levels that are represented with lesser widths.

## How should the information in the Child Report *not* be used?

- It should **not** be used to determine eligibility for preschool, transitional kindergarten, or kindergarten.
- The information is **not** intended to be the only source of information that teachers or service providers use in understanding children's development.
- It should **not** be used to determine the developmental age for a child.

For more information about the DRDP (2015) refer to [www.desiredresults.us](http://www.desiredresults.us) and [www.draccessreports.org](http://www.draccessreports.org).



# Group Report Guidance

---

The Group Report provides information about a child's knowledge, skills, and behaviors across a range of developmental domains<sup>1</sup> that are aligned with California's early learning and development foundations.<sup>2</sup> Educators may use the results to guide instruction, modify curriculum, and plan program improvement activities.

## What information is displayed on the Group Report?

- The Group Report displays results for a user-defined group of children. For example, this might include the group of children comprising a caseload, classroom, or program.
- The Group Report displays, for a group of children, the median domain for the DRDP (2015) for the assessment period indicated at the top of the page.
- A color-coded legend of the developmental levels of the DRDP (2015) is displayed at the top of the page. Not all developmental levels are available in each domain.
- The infant and toddler report displays each of the five domains assessed in the DRDP (2015) Infant/Toddler Views.
- The preschool report displays whichever of the domains that are assessed in the DRDP (2015) Preschool Views. Depending on the view selected, it may break out the Language and Literacy Development domain into Language and Literacy subdomains and displays ratings for each separately. The Cognition domain breaks down into Math and Science. The Physical Development – Health domain breaks down into the Physical Development and Health subdomains.

## What are the features of the Group Report?

A domain scale portrays the developmental progression of knowledge, skills, and behaviors encompassed by the collection of measures included in each DRDP (2015) domain.<sup>3</sup> When looking at the measures on the DRDP (2015) instrument, each level appears to be an equal developmental distance from the other. However, as children grow and develop, some knowledge and skills take more time to master than others. These differences in development are expected and are represented by differing widths of the developmental levels in the domain scale; these widths are the same for all children.

The location of the marker on each domain scale indicates the **group domain rating** for the group of children. Each child's domain scaled score is based on the estimate of that child's developmental level in that domain based on their ratings on each individual measure in the domain. The group domain rating is the "middle value" of each of those domain scaled scores for a group of children. For example, if there are 10 children in the group, the group domain rating is the median of those 10 individual domain scaled scores. In this instance, for five (half) of the children, domain ratings are to the left of the median, and to the right of the median for the other five (half) of the children.

The **number of children** represents the number of children within the selected group with a domain rating for that domain. Note: This number may differ between domains if domain ratings are not present for all children in the group.

The **percent (number) of children in the level** represents the percentage and number of children in the group whose domain ratings are located within a developmental level.

The **DRDP (2015) domain icon** represents the developmental domain from the DRDP (2015) and generally represents the associated domain in the California Department of Education's early learning and development foundations.

The **DRDP domain/subdomain** name represents the abbreviation and full name of the DRDP (2015) domains and subdomains.

---

<sup>1</sup> The term *domain* also refers to the related subdomain.


<sup>2</sup> For more information about California's early learning and development foundations, visit <http://www.cde.ca.gov/sp/cd/re/cddpublications.asp>

<sup>3</sup> The domain scale is statistically derived from the distribution of response patterns for the measures in that domain.

# DRDP Online: Group Progress Report: Preschool

**16 children** were selected for this group. Not all children may be rated in all rating periods. State: **California** Agency: **TEST** Rating Period(s): **SPRING 2018**

Site(s): **All** Classroom(s): **TEST**



## Approaches to Learning Self-Regulation

**Fall 2018**  
(n = 16)



Group Domain Rating

## Social and Emotional Development

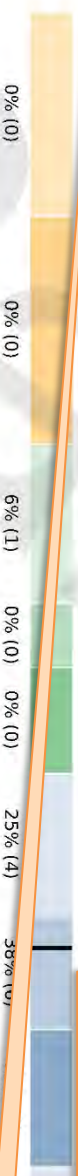
**Fall 2018**  
(n = 16)



Number of Children

## Language and Literacy Development


**Fall 2018**  
(n = 16)



Percent (number) of Children in the Level

## Math

**Fall 2018**  
(n = 16)



DRDP Domain Icon

DRDP Domain/ Subdomain Name

# Understanding the domain scale

All of the levels for each measure follow a progression from early infancy (on the left), to kindergarten entry (on the right), like on the DRDP (2015) instrument. The DRDP (2015) instrument represents the developmental levels as equal intervals.

Developmental Domain: SED — Social and Emotional Development <b>SED 4: Relationships and Social Interactions with Peers</b> Child becomes increasingly competent and cooperative in interactions with peers and develops friendships with several peers							
Mark the latest developmental level the child has mastered:							
Responding		Exploring		Building			Integrating
Earlier ○	Later ○	Earlier ○	Later ○	Earlier ○	Middle ○	Later ○	Earlier ○
Shows awareness of other people, including children	Shows interest in other children	Plays alongside other children, rarely interacting with them	Interacts in simple ways with familiar peers as they playside by side	Participates in brief episodes of cooperative play with one or two peers, especially those with whom child regularly plays	Participates in extended episodes of cooperative play (including pretend play) with one or two friends	Initiates sustained episodes of cooperative play (including pretend play), particularly with friends	Organizes or participates in planning cooperative play activities with several peers, particularly with friends

Figure 1. Developmental progression for a sample measure.

A group of measures forms each domain. Each domain scale reflects the psychometric transformation of the developmental levels of the measures within that domain into a scale that is based on the data collected during the calibration studies of the DRDP (2015).

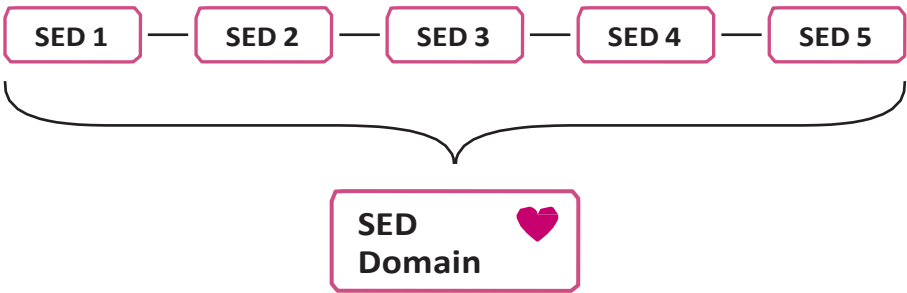


Figure 2. Measures form a domain.

Developmental levels on a domain scale that are represented with greater widths will typically take longer for children to master than developmental levels that are represented with lesser widths. The domain scale represents an overall developmental progression; however, it may take more or less time for an individual child to master a level.

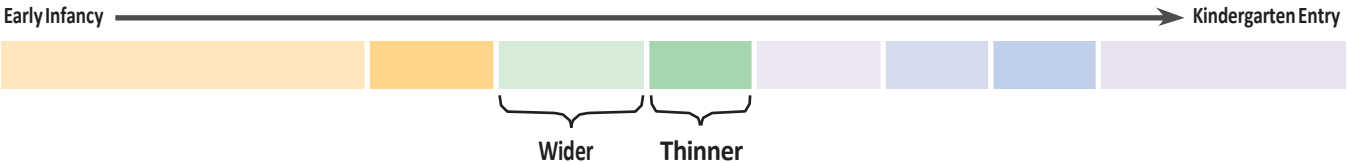


Figure 3. Illustration of how developmental levels are represented by different widths.

Like in the Child Progress Report, the variation between developmental levels within and across each domain scale means that a group domain rating at one level in a domain may not be at the same level in another domain. Even when the distribution of individual children's domain ratings looks similar across two domains, the group domain rating line may not be in the same place on the domain scales.

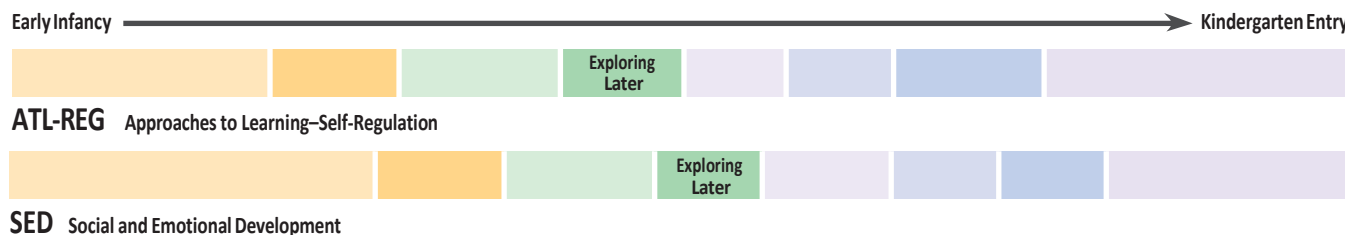


Figure 4. Illustration of how developmental levels are located in different places across domains.

## How can the information in the Group Report be used?

The Group Report assists in understanding children's development and in curriculum planning by providing an at-a-glance view of a group's learning and development related to the group's overall progress toward California's early learning and development foundations. The Group Report can be used to:

- Identify broad areas of strength and areas that may require further support for a group of children.
- Look at the domain rating marker; half of the children are to the right of the marker and half of the children are to the left of the marker, in terms of number of children.
- Identify the numbers and percentages representing the children at each developmental level.
- Focus instructional planning by looking at the location of all groups of children in relation to the developmental levels.

## How should the information in the Group Report *not* be used?

- It should **not** be used to determine eligibility for preschool, transitional kindergarten, or kindergarten.
- It is **not** intended to be the only source of information that teachers or service providers use in understanding children's development.
- It is **not** intended for use with families.
- It should **not** be used to compare or label children.

For more information about the DRDP (2015) refer to [www.desiredresults.us](http://www.desiredresults.us) and [www.draccessreports.org](http://www.draccessreports.org).

<sup>1</sup> Wherever the term domain is presented, it also refers to the subdomain.


<sup>2</sup> For more information about California Early Learning and Development Foundations, visit <http://www.cde.ca.gov/sp/cd/re/cddpublications.asp>

<sup>3</sup> The domain scale is statistically derived from the distribution of response patterns for the measures in that domain.

<sup>4</sup> For more information about standard error, see the Child Report Technical Guidance document.

# Aileen's Development This Year

Name: TEST DOB: TEST Teacher: TEST Selected Classroom: TEST Selected Site: TEST Agency/District: TEST



## Approaches to Learning Self-Regulation

Spring 2019

Fall 2018

## Social and Emotional Development

Spring 2019

Fall 2018

## Language and Literacy Development

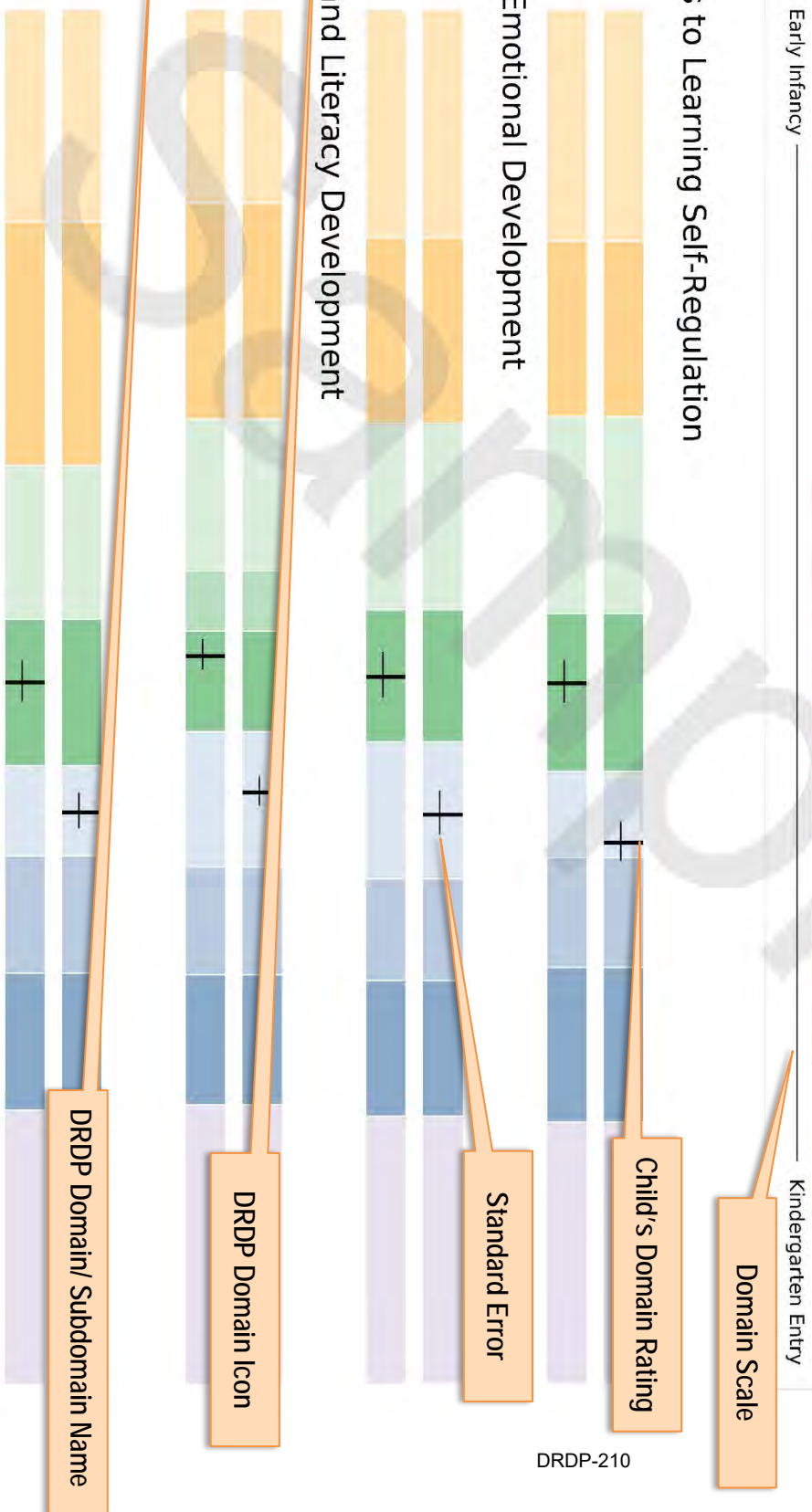
Spring 2019

Fall 2018

## Math

Spring 2019

Fall 2018





# Understanding the domain scale

All of the levels for each measure follow a progression from early infancy (on the left), to kindergarten entry (on the right), like on the DRDP (2015) instrument. The DRDP (2015) instrument represents the developmental levels as equal intervals.

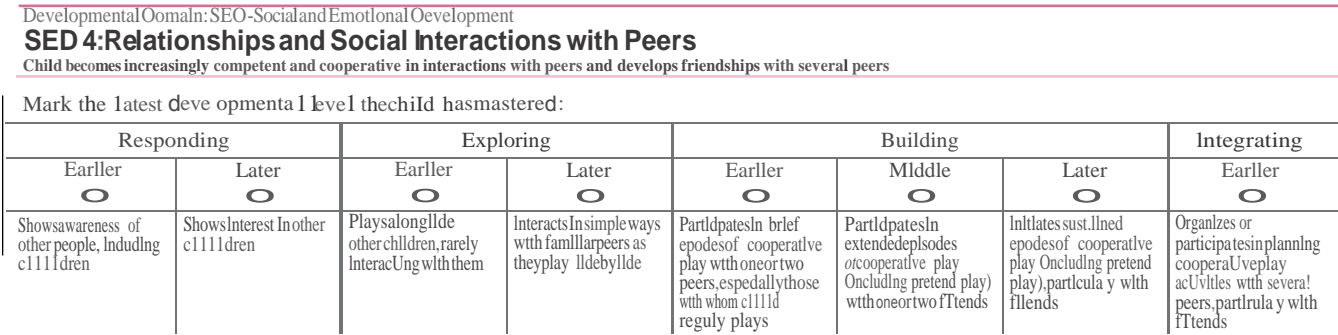


Figure 1. Developmental progression for a sample measure.

A group of measures forms each domain. Each domain scale reflects the psychometric transformation of the developmental levels of the measures within that domain into a scale that is based on the data collected during the calibration studies of the DRDP (2015).

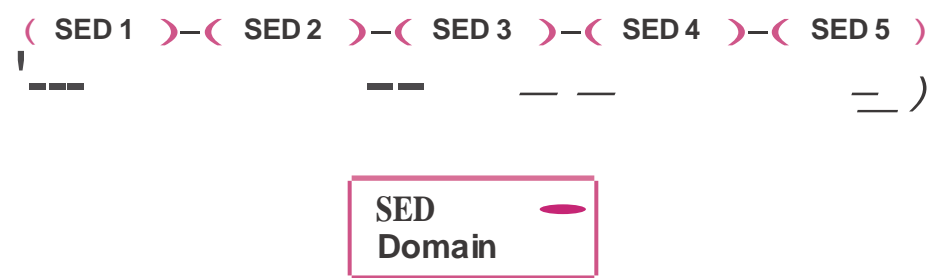


Figure 2. Measures form a domain.

Developmental levels on a domain scale that are represented with greater widths will typically take longer for children to master than developmental levels that are represented with lesser widths. The domain scale represents an overall developmental progression; however, it may take more or less time for an individual child to master a level.

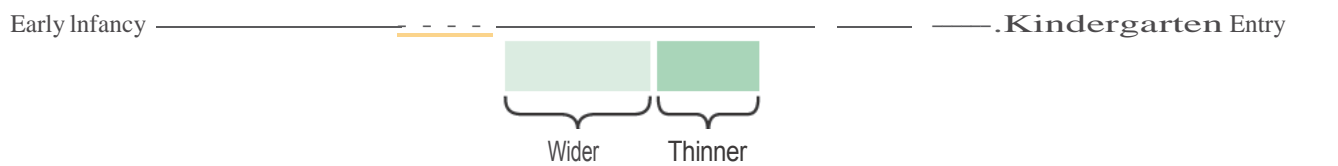


Figure 3. Developmental levels are represented by different widths.

If a child stays in a particular level for what appears to be an extended period of time, it is important to consider that the child may still have made gains within that domain. A teacher’s observation notes, participation in classroom learning activities, and ongoing curriculum data (and other documents) can provide additional information about a child’s learning and development.

The variation between developmental levels within and across each domain scale means that a child who demonstrates mastery at the Exploring Later level in one domain, for example, will not necessarily demonstrate mastery at Exploring Later in every other domain. Even when a child's ratings are both at the Exploring Later level across two domains, the vertical domain rating line may not be in the same place on each of the domain scales.

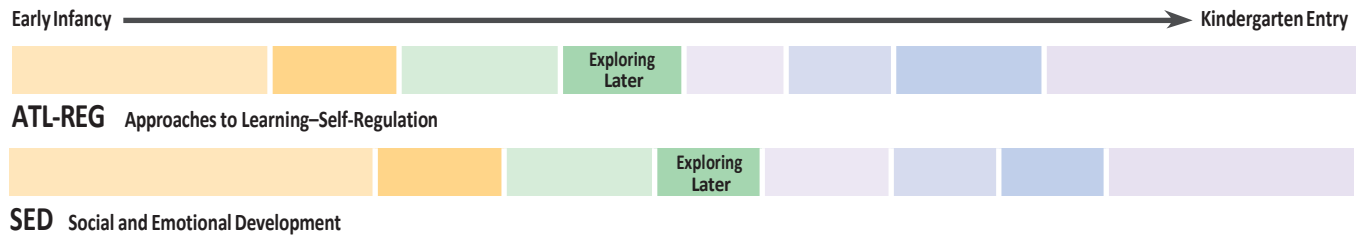


Figure 4. Placement of the developmental levels is unique to each domain.

## How can the information in the Child Progress Report be used?

The Child Progress Report assists in understanding children's development and curriculum planning by:

- Highlighting broad areas of strength and areas that may require further support for an individual child.
  - ê Domain markers that are further to the left indicate earlier levels of development; domain markers further to the right indicate later levels of development.
- Providing an at-a-glance view of a child's learning and development related to a child's overall progress toward California's early learning and development foundations.
  - ê When looking at the location of the domain rating, consider whether it is near the early end of the level or the later end of the level and then consider whether to focus instructional planning within the current level or at the next level.
  - ê The standard error line indicates whether a given child's current level of development squarely falls within one level on the domain scale or whether the child is likely to be transitioning to the next developmental level and assists with focusing instructional planning.
- Displaying the different developmental distances of the levels and giving teachers more information about how much difficulty is associated with each level.
  - ê Developmental levels on a domain scale that are represented with greater widths will typically take longer for children to master than developmental levels that are represented with lesser widths.

## How should the information in the Child Progress Report *not* be used?

- It should **not** be used to determine eligibility for preschool, transitional kindergarten, or kindergarten.
- The information is **not** intended to be the only source of information that teachers or service providers use in understanding children's development.
- It should **not** be used to determine the developmental age for a child.

For more information about the DRDP (2015) refer to [www.desiredresults.us](http://www.desiredresults.us) and [www.draccessreports.org](http://www.draccessreports.org).