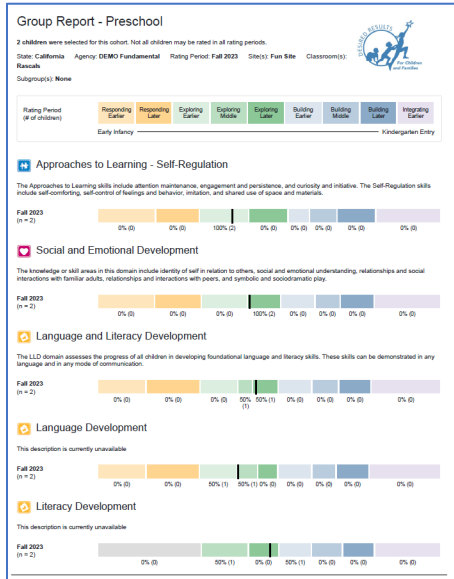


# DRDP Online Reports

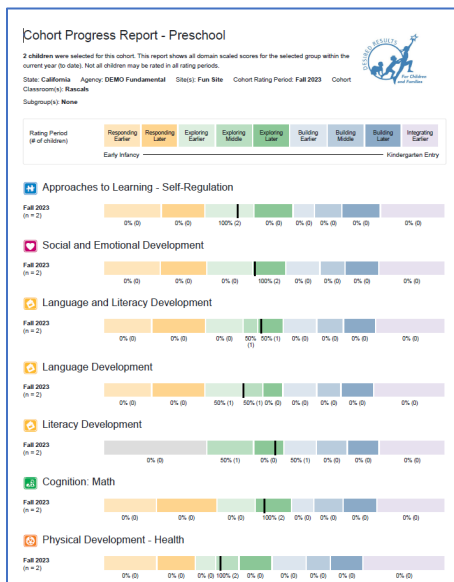
## Group Report

This Group Report provides scale scores by domain for a group of children. The number of children is seen next to each domain level. This report can be pulled for a class, an agency, or a specific group of children, such as four-year-olds with completed ELD measures.




## Cohort Progress Report

The Cohort Progress Report provides domain scale scores for a selected group of children. It also allows selecting a filter, such as program type. The report will show all domain-scaled scores for the selected group within the current year (to date).




## Child Progress Report

This Child Progress Report provides scale scores by domain for individual children. It gives a child's progress using scale scores by domain over two rating periods in the same year within a single age-group instrument. Ratings are grouped by domain.



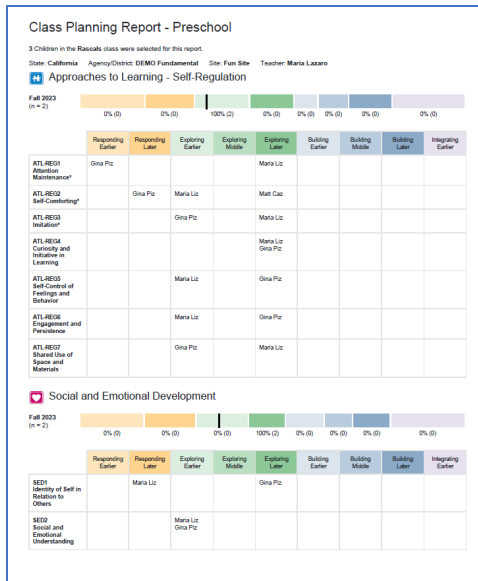
## Parent Progress Report

The Parent Progress Report is a summary report for parent conferences that includes Child Progress over time. It includes graphics and descriptors to show the child's rating and additional descriptive information about their progress.



## Class Planning Report

This Class Planning Report allows users to select a rating period and classroom to generate a report for all the children in the classroom. The report will include scaled scores for these children in all rating periods in the current year.



## Group Detail Report

This Group Detail Report shows all domain-scaled scores for the selected group within the current year (to date). The group may be all children or filtered using certain criteria.

